

PUNJAB CRIMINAL PROSECUTION SERVICE

Annual Report
2015



This Report has been prepared with the assistance of European Union
Punjab Access to Justice Project (EU-PA2J)

C O N T E N T S

Message from Special Assistant to Chief Minister, Punjab	i
Message from Secretary, Public Prosecution Department, Punjab	ii
Message from Prosecutor General, Punjab	iii
Institutional Vision, Mission and Values	1
1. Mandate and Functions	2
1.1 Mandate	2
1.2 Investigation Agencies	2
2. Institutional Framework	4
2.1 History	4
2.2 Governance Structure	4
3. Assessment of Key Prosecutorial Functions	6
3.1 Early Information	6
3.2 Remands and Discharge Orders	13
3.3 Bail Applications	16
3.4 Review of Police Cases	21
3.5 Court-based Performance	33
4. Standards and Methodology of Assessing Performance	49
4.1 Standards	49
4.2 Methodology	49
4.2.1 Ensuring Excellence Through Monitoring Service	49
4.2.2 Use of Information Technology	50
5. Expenses and Budget	51
5.1 Budget	51
5.2 Human Resource – Prosecutors	51
5.2.1 Gender	51
5.3 Human Resource Support Staff	52
5.4 Value for Money	52
6. Professional Development	53
6.1 Training and Skill Development	53
6.2 Trainings Provided	53
Abbreviations	55
Glossary of Terms	55

Message from Special Assistant to Chief Minister, Punjab

The Government feels strongly about Rule of Law and considers prosecution to be an integral part of the criminal justice system. In fact, it is of the view that criminal justice outcomes will not improve without a robust prosecution service.

The Government is committed to improve the standards of Prosecution in the Province and I am confident that this report will contribute to that.

I may also add that our struggle and our quest for justice which is the holiest value on the face of the earth. This is what our Holy Prophet (P.B.U.H) exhorted us to pursue forever. I am happy to see that the Criminal Prosecution Service under the able guidance of the Prosecutor General and the Secretary Prosecution Department is moving towards achieving this objective at a fast pace.

Rana Maqbool Ahmed

Special Assistant to Chief Minister, Punjab

Message from Secretary, Public Prosecution Department, Punjab

I will like to express my thanks to the Prosecution Service for this years annual report which is the fifth annual report of the Prosecution Service. I am very pleased to note that the Report records the excellent progress made by the Prosecution Service in achieving its mandate.

This year Government supported the Prosecution Service through construction of additional offices, provision of training to prosecutors in country and abroad, and by improving police-prosecution cooperation.

The Government being cognizant of the fact that improvement in criminal justice services only occurs when all criminal justice agencies work together has continued to make interventions across the criminal justice system. Some of the key interventions made this year include increased automation in police, increased reliance on scientific evidence and improved legal frameworks.

It is heartening to note that the efforts of the Government are bearing fruit and this years conviction rates are higher than those of last year.

Syed Ali Murtaza

Secretary, Public Prosecution Department
Government of the Punjab

Message from Prosecutor General, Punjab

I am pleased to present the 2015 Annual Report to the Government. This Report shares the performance of the Prosecution Service with the public and thereby enables the public to better understand its role and the problems and issues faced in delivery of prosecutorial services in the Province.

During 2015, the Prosecution Service worked hard to deliver its mandate in a fair, efficient and ethical manner. During this period, the Service received 305,167 reports from the Police. Over this period the Prosecution Service submitted 294,136 reports in court including 212,917 cases in which trials were recommended. Prosecutors also prepared 36,285 detailed assessments of serious cases in discharge of their obligations under section 9(7) of the CPS Act, 2006. Conviction rates were 53.93% in the Magistrates Courts and 60.86% in the Session Courts.

This year the Prosecution Service continued to face a number of legal issues including insufficient consultation and involvement of Prosecutors in the charging decisions. However, we have continued to make progress and the Government remains committed to resolve our problems.

Syed Ihtesham Qadir Shah

Prosecutor General, Punjab

Institutional Vision, Mission and Values

CPS Vision

Our vision is to have a prosecution service which has the trust and confidence of the people in its ability to bring offenders to justice in ways that are compatible with human rights.

CPS Mission

Our mission is to prosecute those brought before the criminal courts in a manner that the rights of all persons involved in a criminal action are protected and provided for.

CPS Values

The CPS adheres to all values of justice and fairness. In particular the Criminal Prosecution Service adheres and works to uphold the following core values:

- **Rule of law**

- Promoting a culture where all persons are treated fairly and in accordance with the law
- Consistency in decision making

- **Protecting human rights**

- Supporting correct determinations in ways that are compatible with human rights
- Defending and upholding the rights of criminal defendants to a fair trial
- Protecting the rights of victims and witnesses

- **Bringing offenders to justice**

- Dealing with alleged offenders in ways that reflect the facts and circumstances of the case as determined by the evidence
- Consistent and fairer sentencing

- **Excellence**

- Enabling prosecutors to take their decisions to the highest standards of excellence

- **Accountability**

- Being accountable to the people and the law
- Being transparent in decision making and providing information freely in so far as is consistent with the rights of the person involved

1. Mandate and Functions

1.1 Mandate

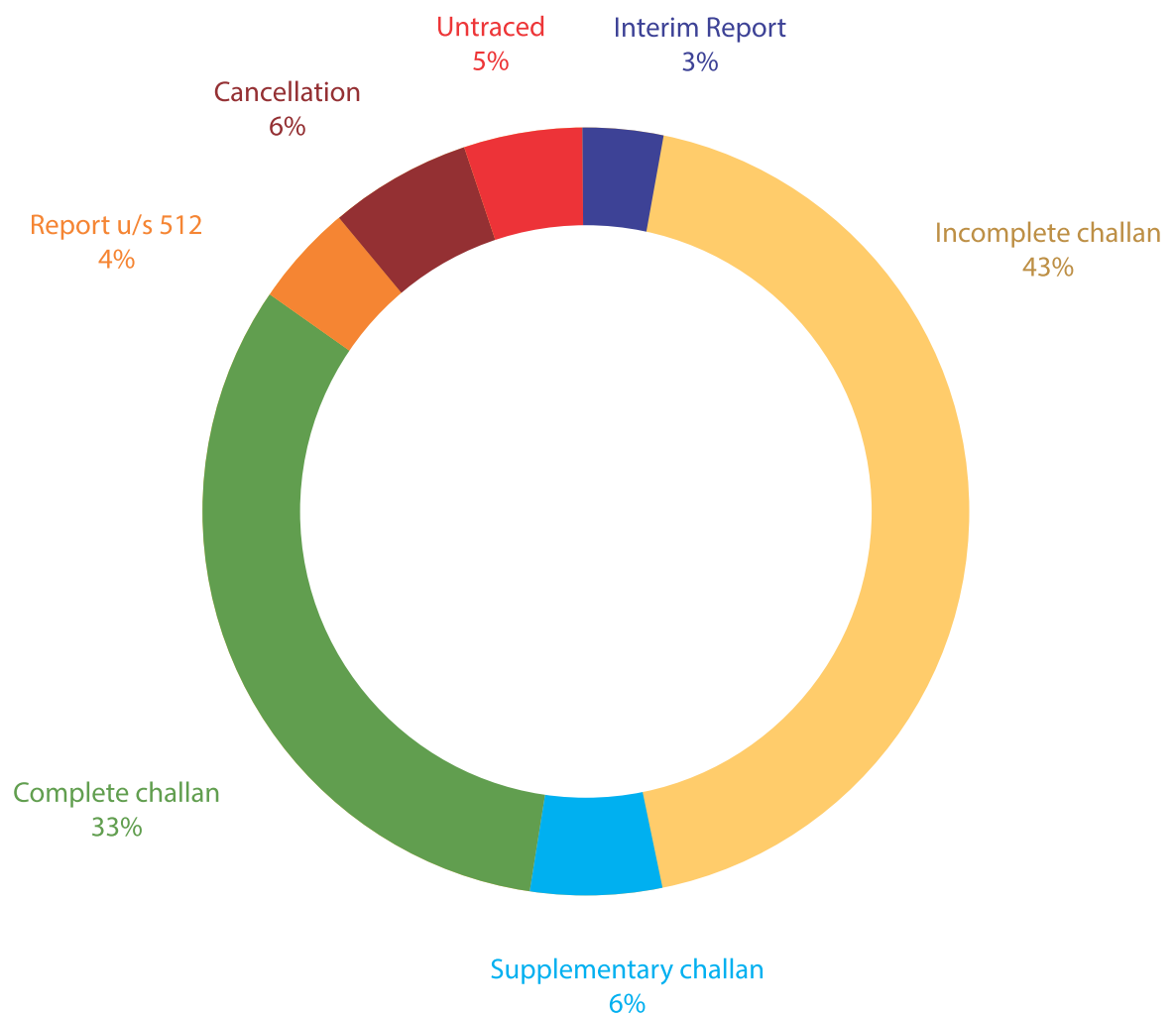
The Prosecution Service is charged with the duty of prosecuting those brought before the courts by the provincial investigating agencies. The functions and duties of the prosecutors are contained in the Punjab Criminal Prosecution Service Act 2006, the Code of Criminal Procedure and the Code of Conduct.

These laws and the Code require Prosecutors:

- a) To advise and guide the police and other investigating agencies in the conduct of investigations both generally and in individual cases
- b) To independently and objectively review every prosecution case prior to trial and take prosecution decisions based on their review of the case
- c) To prosecute alleged offenders on the basis of the evidence before them and to the extent justified by it and any relevant public interest considerations
- d) To withdraw and/or terminate prosecutions where a charge cannot be sustained either on the basis of evidence and/or the public interest
- e) To challenge judicial determinations including sentences before an appeal court where a determination is not in accordance with the law or the facts of the case
- f) To seek the opinion of the Court where the Government is of the view that a commutation of the sentence is justified

1.2 Investigation Agencies

The majority of the cases dealt with by the CPS are received from the Punjab Police. A small number of cases are received from the Anti-Corruption Establishment, the Environmental Protection Agency and the Border Military Police. The CPS received 305,167 reports under section 173 in 2015 from the Punjab Police.

1.2 A Table: Cases Received From The Punjab Police, 2015

2. Institutional Framework

2.1 History

The Prosecution Service was established as a stand-alone institution in 2006. Prior to its establishment Prosecuting Police officers under the control of the Inspector General of Police, Assistant, Deputy and District Attorneys under the control of the Solicitors Department and the officers of the Advocate General performed the prosecution function before the Magistrates Courts, Sessions Courts and the Superior Courts respectively. With the establishment of the CPS, prosecution functions at all levels were assigned to the CPS thus establishing it as a start-to-end service.

2.2 Governance Structure

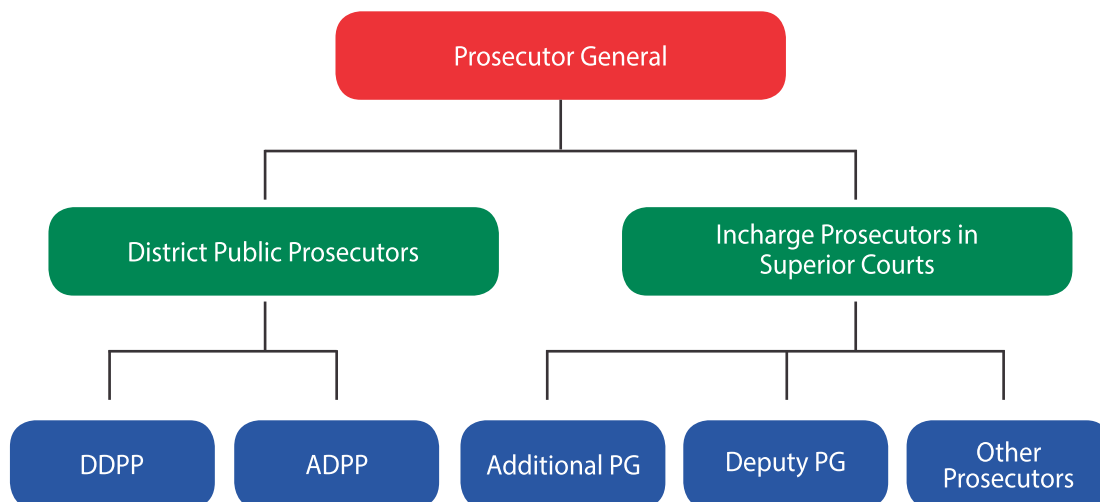
The CPS is an attached department of the Public Prosecution Department, Government of Punjab. The Department is responsible for ensuring that the CPS delivers its mandate in accordance with law and standards set by the Code of Conduct.

The Prosecutor General, who is the head of the Service, administers the Service and is responsible for delivery of prosecutorial services in accordance with law and standards set by the Code of Conduct. Prosecutorial services are delivered by,

- a) Additional Prosecutor Generals before the Superior Courts
- b) Deputy Prosecutor Generals before the Superior Courts and the Anti-Terrorism Courts
- c) District Public Prosecutors, Deputy District Public Prosecutors and Assistant District Public Prosecutors before Sessions and Magistrates courts

Prosecution offices are present in all districts of the Punjab for district-based prosecution services and in Bahawalpur, Multan, Lahore and Islamabad for work in the superior courts.

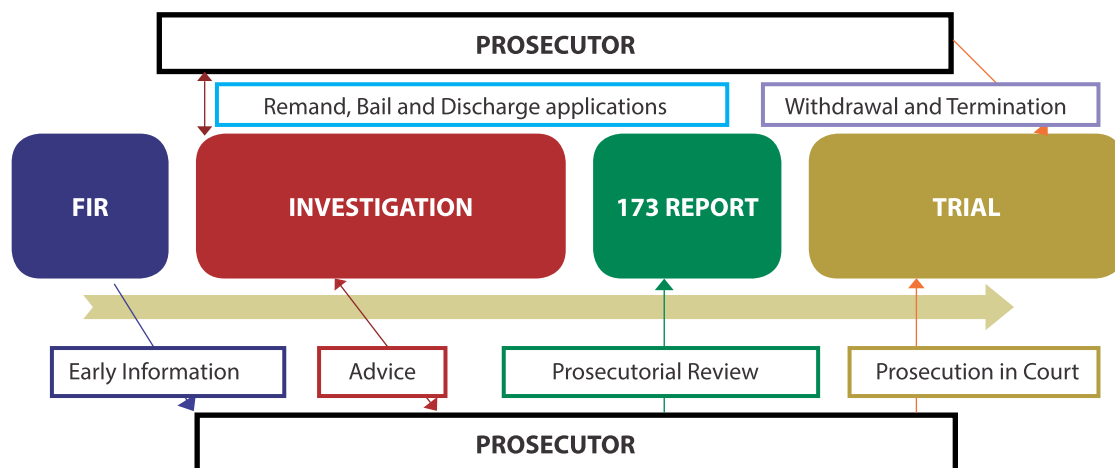
Organogram of the governance structure of the Prosecution Service is as follows:



All prosecutors in Districts report to the District Public Prosecutors. Prosecutors working in the superior courts report to the Prosecutor General through their respective managers (in charge prosecutors).

3. Assessment of Key Prosecutorial Functions

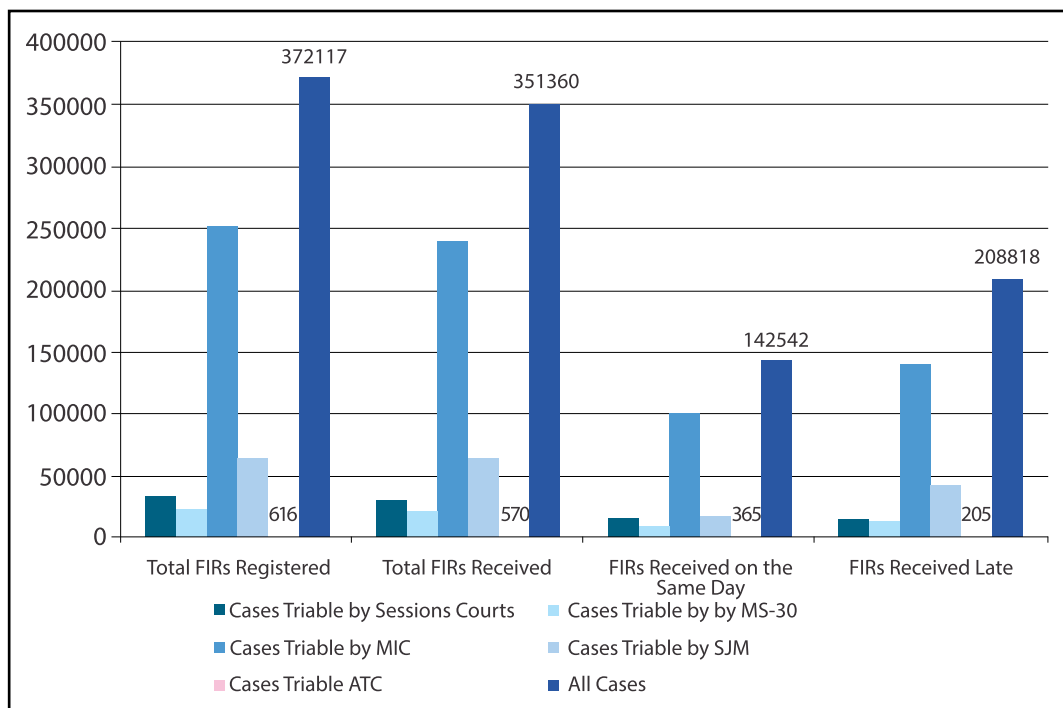
The performance of the Prosecution Service during various stages of the criminal process is as follows:



3.1 Early Information

The CPS Act requires that a copy of the FIR be made available to the prosecutor immediately after registration. Early information enables prosecutors to offer advice and guidance in serious or difficult matters and to keep a check on the progress of cases. In 2015, prosecutors received 38.31% FIRs on the same day and 56.11 % FIRs on a later day (total 94. 42%). 5.57% FIRs were not received. The districts where the complete numbers of FIRs were not received were Faisalabad, Bhakkar, Gujrat, Jhang and Rawalpindi.

3.1 A Figure: Number of FIRs Received, 2015



3.1 B Table: District Wise Receipt of FIRs 2015

Districts	Category of Cases	Total FIRs Registered	Total FIRs Received	FIRs Received on the Same Day	FIRs Received Late
Attock	Cases Triable by Sessions Court	796	796	485	311
	Cases Triable by MS-30	929	929	572	357
	Cases Triable by MIC	1588	1588	990	598
	Cases Triable by SJM	0	0	0	0
	Cases Triable by ATC	0	0	0	0
	T O T A L	3313	3313	2047	1266
Bahawalpur	Cases Triable by Sessions Court	663	663	663	0
	Cases Triable by MS-30	198	198	198	0
	Cases Triable by MIC	4755	4755	4755	0
	Cases Triable by SJM	779	779	779	0
	Cases Triable by ATC	76	76	76	0
	T O T A L	6471	6471	6471	0

Districts	Category of Cases	Total FIRs Registered	Total FIRs Received	FIRs Received on the Same Day	FIRs Received Late
Bahawalnagar	Cases Triable by Sessions Court	719	719	719	0
	Cases Triable by MS-30	711	711	711	0
	Cases Triable by MIC	6489	6489	6307	182
	Cases Triable by SJM	994	994	994	0
	Cases Triable by ATC	38	38	38	0
	T O T A L	8951	8951	8769	182
Bhakkar	Cases Triable by Sessions Court	287	281	0	281
	Cases Triable by MS-30	93	89	61	28
	Cases Triable by MIC	2912	2882	0	2882
	Cases Triable by SJM	0	0	0	0
	Cases Triable by ATC	11	11	0	11
	T O T A L	3303	3263	61	3202
Chakwal	Cases Triable by Sessions Court	269	269	269	0
	Cases Triable by MS-30	144	144	144	0
	Cases Triable by MIC	2574	2574	2574	0
	Cases Triable by SJM	0	0	0	0
	Cases Triable by ATC	0	0	0	0
	T O T A L	2987	2987	2987	0
Chiniot	Cases Triable by Sessions Court	495	495	461	34
	Cases Triable by MS-30	107	107	93	14
	Cases Triable by MIC	3881	3881	2425	1456
	Cases Triable by SJM	0	0	0	0
	Cases Triable by ATC	0	0	0	0
	T O T A L	4483	4483	2979	1504
D.G.Khan	Cases Triable by Sessions Court	489	489	0	489
	Cases Triable by MS-30	191	191	0	191
	Cases Triable by MIC	5781	5781	0	5781
	Cases Triable by SJM	491	491	0	491
	Cases Triable by ATC	0	0	0	0
	T O T A L	6952	6952	0	6952
Faisalabad	Cases Triable by Sessions Court	3618	1946	0	1946
	Cases Triable by MS-30	900	601	0	601
	Cases Triable by MIC	13958	7940	0	7940
	Cases Triable by SJM	11358	7501	0	7501
	Cases Triable by ATC	0	0	0	0
	T O T A L	29834	17988	0	17988
Gujranwala	Cases Triable by Sessions Court	2053	2053	2034	19
	Cases Triable by MS-30	967	967	946	21
	Cases Triable by MIC	12089	12089	12069	20

Districts	Category of Cases	Total FIRs Registered	Total FIRs Received	FIRs Received on the Same Day	FIRs Received Late
	Cases Triable by SJM	4330	4330	4318	12
	Cases Triable by ATC	142	142	142	0
	T O T A L	19581	19581	19509	72
Gujrat	Cases Triable by Sessions Court	385	378	0	378
	Cases Triable by MS-30	582	551	0	551
	Cases Triable by MIC	9840	9600	0	9600
	Cases Triable by SJM	204	186	0	186
	Cases Triable by ATC	0	0	0	0
	T O T A L	11011	10715	0	10715
Hafizabad	Cases Triable by Sessions Court	860	860	860	0
	Cases Triable by MS-30	164	164	164	0
	Cases Triable by MIC	2907	2907	2907	0
	Cases Triable by SJM	815	815	815	0
	Cases Triable by ATC	3	3	3	0
	T O T A L	4749	4749	4749	0
Jhang	Cases Triable by Sessions Court	672	667	584	83
	Cases Triable by MS-30	186	179	151	28
	Cases Triable by MIC	4093	4051	3634	417
	Cases Triable by SJM	378	369	307	62
	Cases Triable by ATC	9	9	8	1
	T O T A L	5338	5275	4684	591
Jhelum	Cases Triable by Sessions Court	32	32	32	0
	Cases Triable by MS-30	953	953	953	0
	Cases Triable by MIC	1599	1599	1599	0
	Cases Triable by SJM	516	516	516	0
	Cases Triable by ATC	0	0	0	0
	T O T A L	3100	3100	3100	0
Kasur	Cases Triable by Sessions Court	1074	1074	0	1074
	Cases Triable by MS-30	348	348	0	348
	Cases Triable by MIC	6935	6935	0	6935
	Cases Triable by SJM	1736	1736	0	1736
	Cases Triable by ATC	21	21	0	21
	T O T A L	10114	10114	0	10114
Khushab	Cases Triable by Sessions Court	378	378	351	27
	Cases Triable by MS-30	1049	1049	969	80
	Cases Triable by MIC	1660	1660	1498	162
	Cases Triable by SJM	0	0	0	0
	Cases Triable by ATC	5	5	5	0
	T O T A L	3092	3092	2823	269

Districts	Category of Cases	Total FIRs Registered	Total FIRs Received	FIRs Received on the Same Day	FIRs Received Late
Khanewal	Cases Triable by Sessions Court	738	738	698	40
	Cases Triable by MS-30	222	222	205	17
	Cases Triable by MIC	5847	5847	5802	45
	Cases Triable by SJM	0	0	0	0
	Cases Triable by ATC	0	0	0	0
	T O T A L	6807	6807	6705	102
Lahore	Cases Triable by Sessions Court	3494	3494	32	3462
	Cases Triable by MS-30	7145	7145	0	7145
	Cases Triable by MIC	40914	40914	0	40914
	Cases Triable by SJM	23474	23474	0	23474
	Cases Triable by ATC	0	0	0	0
	T O T A L	75027	75027	32	74995
Layyah	Cases Triable by Sessions Court	314	314	314	0
	Cases Triable by MS-30	691	691	691	0
	Cases Triable by MIC	1893	1893	1893	0
	Cases Triable by SJM	0	0	0	0
	Cases Triable by ATC	0	0	0	0
	T O T A L	2898	2898	2898	0
Lodhran	Cases Triable by Sessions Court	572	572	254	318
	Cases Triable by MS-30	129	129	77	52
	Cases Triable by MIC	2261	2261	1933	328
	Cases Triable by SJM	2079	2079	1648	431
	Cases Triable by ATC	9	9	9	0
	T O T A L	5050	5050	3921	1129
M.B.Din	Cases Triable by Sessions Court	463	463	457	6
	Cases Triable by MS-30	111	111	103	8
	Cases Triable by MIC	4477	4477	4294	183
	Cases Triable by SJM	0	0	0	0
	Cases Triable by ATC	0	0	0	0
	T O T A L	5051	5051	4854	197
Multan	Cases Triable by Sessions Court	924	664	0	664
	Cases Triable by MS-30	411	289	0	289
	Cases Triable by MIC	13603	9056	0	9056
	Cases Triable by SJM	2881	1926	0	1926
	Cases Triable by ATC	9	0	0	0
	T O T A L	17828	11935	0	11935
Muzaffargarh	Cases Triable by Sessions Court	1865	1865	1865	0
	Cases Triable by MS-30	140	140	140	0
	Cases Triable by MIC	3486	3486	3486	0

Districts	Category of Cases	Total FIRs Registered	Total FIRs Received	FIRs Received on the Same Day	FIRs Received Late
Mianwali	Cases Triable by SJM	2656	2656	2656	0
	Cases Triable by ATC	0		0	0
	T O T A L	8147	8147	8147	0
	Cases Triable by Sessions Court	635	315	310	5
	Cases Triable by MS-30	793	515	490	25
	Cases Triable by MIC	3013	2036	1990	46
	Cases Triable by SJM	0		0	0
	Cases Triable by ATC	0		0	0
	T O T A L	4441	2866	2790	76
Nankana Sahib	Cases Triable by Sessions Court	447	447	0	447
	Cases Triable by MS-30	512	512	0	512
	Cases Triable by MIC	4312	4312	0	4312
	Cases Triable by SJM	0		0	0
	Cases Triable by ATC	15	15	0	15
	T O T A L	5286	5286	0	5286
Narowal	Cases Triable by Sessions Court	368	215	0	215
	Cases Triable by MS-30	232	195	4	191
	Cases Triable by MIC	3128	2529	18	2511
	Cases Triable by SJM	39	10	0	10
	Cases Triable by ATC	0		0	0
	T O T A L	3767	2949	22	2927
Okara	Cases Triable by Sessions Court	1117	1117	988	129
	Cases Triable by MS-30	296	296	210	86
	Cases Triable by MIC	9723	9723	8753	970
	Cases Triable by SJM	471	471	382	89
	Cases Triable by ATC	19	19	0	19
	T O T A L	11626	11626	10333	1293
Pakpattan	Cases Triable by Sessions Court	664	664	530	134
	Cases Triable by MS-30	343	343	290	53
	Cases Triable by MIC	4712	4712	4299	413
	Cases Triable by SJM	0		0	0
	Cases Triable by ATC	11	11	0	11
	T O T A L	5730	5730	5119	611
Rajanpur	Cases Triable by Sessions Court	392	392	0	392
	Cases Triable by MS-30	190	190	0	190
	Cases Triable by MIC	4045	4045	0	4045
	Cases Triable by SJM	1117	1117	0	1117
	Cases Triable by ATC	18	18	0	18
	T O T A L	5762	5762	0	5762

Districts	Category of Cases	Total FIRs Registered	Total FIRs Received	FIRs Received on the Same Day	FIRs Received Late
Rahim Y. Khan	Cases Triable by Sessions Court	830	830	804	26
	Cases Triable by MS-30	279	279	270	9
	Cases Triable by MIC	8823	8823	7063	1760
	Cases Triable by SJM	719	719	690	29
	Cases Triable by ATC	80	80	74	6
	T O T A L	10731	10731	8901	1830
Rawalpindi	Cases Triable by Sessions Court	1804	1781	1781	0
	Cases Triable by MS-30	586	561	561	0
	Cases Triable by MIC	11318	11226	11226	0
	Cases Triable by SJM	3538	3489	3489	0
	Cases Triable by ATC	44	7	7	0
	T O T A L	17290	17064	17064	0
Sialkot	Cases Triable by Sessions Court	1339	1339	0	1339
	Cases Triable by MS-30	390	390	0	390
	Cases Triable by MIC	10520	10520	0	10520
	Cases Triable by SJM	2229	2229	0	2229
	Cases Triable by ATC	0	0	0	0
	T O T A L	14478	14478	0	14478
Sheikhupura	Cases Triable by Sessions Court	878	878	0	878
	Cases Triable by MS-30	509	509	0	509
	Cases Triable by MIC	9377	9377	0	9377
	Cases Triable by SJM	1385	1385	0	1385
	Cases Triable by ATC	94	94	0	94
	T O T A L	12243	12243	0	12243
Sargodha	Cases Triable by Sessions Court	846	846	0	846
	Cases Triable by MS-30	390	390	0	390
	Cases Triable by MIC	9411	9411	0	9411
	Cases Triable by SJM	1640	1640	0	1640
	Cases Triable by ATC	9	9	0	9
	T O T A L	12296	12296	0	12296
Sahiwal	Cases Triable by Sessions Court	868	868	868	0
	Cases Triable by MS-30	818	818	818	0
	Cases Triable by MIC	6219	6219	6219	0
	Cases Triable by SJM	548	548	548	0
	Cases Triable by ATC	3	3	3	0
	T O T A L	8456	8456	8456	0
T.T. Singh	Cases Triable by Sessions Court	374	374	374	0
	Cases Triable by MS-30	187	187	187	0
	Cases Triable by MIC	4560	4560	4560	0

Districts	Category of Cases	Total FIRs Registered	Total FIRs Received	FIRs Received on the Same Day	FIRs Received Late
	Cases Triable by SJM	0	0	0	0
	Cases Triable by ATC	0	0	0	0
	T O T A L	5121	5121	5121	0
Vehari	Cases Triable by Sessions Court	733	733	0	733
	Cases Triable by MS-30	349	349	0	349
	Cases Triable by MIC	9721	9721	0	9721
	Cases Triable by SJM	0	0	0	0
	Cases Triable by ATC	0	0	0	0
	T O T A L	10803	10803	0	10803
Total	Cases Triable by Sessions	32455	30009	15733	14276
	Cases Triable by MS-30	22245	21442	9008	12434
	Cases Triable by MIC	252424	239879	100294	139585
	Cases Triable by SJM	64377	59460	17142	42318
	Cases Triable by ATC	616	570	365	205
	T O T A L	372117	351360	142542	

3.2 Remands and Discharge Orders

Police Remand is an authority granted by the Magistrate to the Police to detain a person in police custody for purposes of investigation. Police remands are sought and granted under section 167 of the Code of Criminal Procedure. Requests for remand are required to be made in Form 25.56(1) of the Police Rules. In 2015, Prosecutors forwarded 194,256 remand applications to the Magistrates.

Where evidence of culpability is not found against an arrested person he is required to be discharged. In 2015, the police made discharge requests in 3225 cases involving 3619 persons. Prosecutors endorsed 2689 requests out of 3619 requests made (74.30%).

3.2 A Table: Number of Remand Applications Received, 2015

Forwarding/Contesting requests for discharge of accused	No. of Writs Filed against Discharge Order	44
	Discharge Requests Not Endorsed by Prosecutors	554
	Discharge Requests Endorsed by Prosecutors	2689
	No. of Accused Persons for which Discharge Request Made	3619
	No. of Cases in which Discharge is Requested	3243
Forwarding/Contesting remands	No. of Revisions Not Accepted	15
	No. of Revisions Accepted	70
	No. of Revisions Filed against Remand Orders	85
	No. of Remands Forwarded	194256

3.2 B Table: Remands and Discharges in Districts, 2015

Districts	Contested remands				Requests for discharge of accused				
	No. of Remands Forwarded	No. of Revisions Filed against Remand Orders	No. of Remands Forwarded		No. of cases in which discharge is requested	No. of Accused persons for which discharge requested	No. of Discharge requests endorsed	No. of Discharge requests not endorsed	No. of Writs filed against discharge orders
			No. of Revisions Accepted	No. of Revisions Not Accepted					
Attock	2407	0	0	0	0	0	0	0	0
Bahawalnagar	947	17	15	2	72	93	72	0	0
Bahawalpur	0	0	0	0	0	0	0	0	0
Bhakkar	544	2	2	0	0	0	0	0	0
Chakwal	408	0	0	0	0	0	0	0	0
Chiniot	2410	0	0	0	0	0	0	0	0
DG Khan	2335	0	0	0	0	0	0	0	0
Faisalabad	4725	0	0	0	234	41	129	105	0
Gujranwala	15794	0	0	0	446	446	446	0	0
Gujrat	6767	0	0	0	0	0	0	0	0
Hafizabad	4392	16	9	7	149	178	137	12	0
Jhang	2376	9	6	3	67	113	58	9	0
Jhelum	2641	0	0	0	276	315	91	185	0
Kasur	3785	0	0	0	14	16	14	0	0
Khanewal	2651	0	0	0	12	25	12	0	0
Khushab	217	0	0	0	0	0	0	0	0
Lahore	64089	0	0	0	8	5	5	3	0
Layyah	1965	0	0	0	0	0	0	0	0
Lodhran	2475	0	0	0	374	406	331	43	43
M. Bahauddin	1241	0	0	0	0	0	0	0	0
Mianwali	63	0	0	0	0	0	0	0	0
Multan	2795	0	0	0	387	372	222	165	0
Muzaffargarh	3713	0	0	0	132	251	122	10	0
N. Sahib	2	2	1	1	19	19	19	0	0

Districts	Contested remands				Requests for discharge of accused				
	No. of Remands Forwarded	No. of Revisions Filed against Remand Orders	No. of Remands Forwarded		No. of cases in which discharge is requested	No. of Accused persons for which discharge requested	No. of Discharge requests endorsed	No. of Discharge requests not endorsed	No. of Writs filed against discharge orders
			No. of Revisions Accepted	No. of Revisions Not Accepted					
Narowal	2325	0	0	0	0	0	0	0	0
Okara	5098	7	6	1	8	0	8	0	0
Pakpattan	964	27	27	0	0	0	0	0	0
RY Khan	4249	0	0	0	0	0	0	0	0
Rajanpur	2166	0	0	0	0	0	0	0	0
Rawalpindi	12792	0	0	0	762	1042	762	0	0
Sahiwal	6612	1	1	0	0	0	0	0	0
Sargodha	9657	0	0	0	0	0	0	0	0
Sheikhupura	7991	0	0	0	0	0	0	0	0
Sialkot	8729	0	0	0	67	72	67	0	0
TT. Singh	1163	0	0	0	63	63	41	22	0
Vehari	3768	4	3	1	153	162	153	0	1
	194256	85	70	15	3243	3619	2689	554	44

3.3 Bail Applications

Offences are either bailable or non-bailable. A bailable offence is one in which police may take bail on its own. A non-bailable offence is an offence in which an arrested person must approach the court for grant of bail. In 2015, prosecutors contested 239,025 applications for grant of bail in courts, out of which 92,254(38.59%) applications were dismissed. The success rate of Cancellation of Bail applications was 2.65% (153 out of 5774 applications).

3.3 A Table: Bail Decisions, 2015

Districts	Nature of Bail	Number of applications decided	Dismissed	Allowed/Accepted		Cancellations submitted by Prosecution	
				On merit	Compromise	Moved/filed	Accepted
Attock	Pre Arrest	460	89	256	115	0	0
	Post- Arrest	1201	261	745	195	4	0
	Private ACB	0	0	0	0	0	0
	Total	1661	350	1001	310	4	0
Bahawalpur	Pre Arrest	3740	1911	1040	789	0	0
	Post- Arrest	2855	1021	1162	672	0	0
	Private ACB	0	0	0	0	0	0
	Total	6595	2932	2202	1461	0	0
Bahawalnagar	Pre Arrest	1779	642	765	372	67	7
	Post- Arrest	2939	1119	1071	749	12	3
	Private ACB	79	69	10	0	0	0
	Total	4797	1830	1846	1121	79	10
Bhakkar	Pre Arrest	1233	672	228	333	0	0
	Post- Arrest	1153	367	367	419	3	3
	Private ACB	0	0	0	0	0	0
	Total	2386	1039	595	752	3	3
Chakwal	Pre Arrest	1356	186	895	275	0	0
	Post- Arrest	1272	198	625	449	0	0
	Private ACB	0	0	0	0	0	0
	Total	2628	384	1520	724	0	0
Chiniot	Pre Arrest	1847	609	539	699	0	0
	Post- Arrest	2231	721	825	685	0	0
	Private ACB	0	0	0	0	0	0
	Total	4078	1330	1364	1384	0	0
DG Khan	Pre Arrest	3294	1021	1533	740	7	0
	Post- Arrest	2296	572	867	857	19	0
	Private ACB	0	0	0	0	0	0
	Total	5590	1593	2400	1597	26	0
Faisalabad	Pre Arrest	8222	4276	1884	2062	5	0
	Post- Arrest	8735	3583	2475	2677	7	0
	Private ACB	0	0	0	0	0	0
	Total	16957	7859	4359	4739	12	0
Gujranwala	Pre Arrest	9728	4122	562	5044	0	0
	Post- Arrest	10066	2013	1610	6443	6	6
	Private ACB	0	0	0	0	0	0
	Total	19794	6135	2172	11487	6	6
Gujrat	Pre Arrest	4298	2870	1058	370	3570	9
	Post- Arrest	4588	2034	2279	275	1703	56

Districts	Nature of Bail	Number of applications decided	Dismissed	Allowed/Accepted		Cancellations submitted by Prosecution	
				On merit	Compromise	Moved/filed	Accepted
	Private ACB	0	0	0	0	0	0
	Total	8886	4904	3337	645	5273	65
Hafizabad	Pre Arrest	1845	883	257	705	11	0
	Post- Arrest	2215	704	459	1052	8	0
	Private ACB	0	0	0	0	0	0
	Total	4060	1587	716	1757	19	0
Jhang	Pre Arrest	1495	726	311	458	0	0
	Post- Arrest	4053	1470	1196	1387	2	0
	Private ACB	0	0	0	0	0	0
	Total	5548	2196	1507	1845	2	0
Jehlum	Pre Arrest	921	193	621	107	0	0
	Post- Arrest	727	123	513	91	0	0
	Private ACB	0	0	0	0	0	0
	Total	1648	316	1134	198	0	0
Kasur	Pre Arrest	4914	2230	2012	672	0	0
	Post- Arrest	2670	871	1412	387	0	0
	Private ACB	0	0	0	0	0	0
	Total	7584	3101	3424	1059	0	0
Khushab	Pre Arrest	470	158	143	169	0	0
	Post- Arrest	811	106	287	418	0	0
	Private ACB	0	0	0	0	0	0
	Total	1281	264	430	587	0	0
Khanewal	Pre Arrest	3794	1198	878	1718	2	2
	Post- Arrest	2865	933	479	1453	9	9
	Private ACB	0	0	0	0	0	0
	Total	6659	2131	1357	3171	11	11
Lahore	Pre Arrest	6913	2781	1806	2326	37	3
	Post- Arrest	15981	4142	4964	6875	1	0
	Private ACB	1	0	1	0	0	0
	Total	22895	6923	6771	9201	38	3
Layyah	Pre Arrest	4895	771	457	3667	11	9
	Post- Arrest	1446	731	276	439	19	11
	Private ACB	0	0	0	0	0	0
	Total	6341	1502	733	4106	30	20
Lodhran	Pre Arrest	1969	882	315	772	0	0
	Post- Arrest	2871	1078	774	1019	15	15
	Private ACB	15	15	0	0	0	0
	Total	4855	1975	1089	1791	15	15
M. Bahauddin	Pre Arrest	1551	894	271	386	11	0
	Post- Arrest	1140	444	434	262	20	1

Districts	Nature of Bail	Number of applications decided	Dismissed	Allowed/Accepted		Cancellations submitted by Prosecution	
				On merit	Compromise	Moved/filed	Accepted
	Private ACB	0	0	0	0	0	0
	Total	2691	1338	705	648	31	1
Multan	Pre Arrest	5927	2779	2036	1112	0	0
	Post- Arrest	6060	2015	3052	993	0	0
	Private ACB	0	0	0	0	0	0
Muzaffargarh	Total	11987	4794	5088	2105	0	0
	Pre Arrest	2787	1662	263	862	2	0
	Post- Arrest	2755	1356	1050	349	0	0
	Private ACB	0	0	0	0	0	0
Mianwali	Total	5542	3018	1313	1211	2	0
	Pre Arrest	1195	535	493	167	0	0
	Post- Arrest	873	485	263	125	8	0
	Private ACB	61	25	13	23	0	0
	Total	2129	1045	769	315	8	0
Nankana Sahib	Pre Arrest	2148	450	1313	385	2	0
	Post- Arrest	1822	325	1105	392	2	0
	Private ACB	0	0	0	0	0	0
Narowal	Total	3970	775	2418	777	4	0
	Pre Arrest	1545	379	856	310	0	0
	Post- Arrest	1670	259	1150	261	0	0
	Private ACB	35	13	17	5	0	0
	Total	3250	651	2023	576	0	0
Okara	Pre Arrest	7442	5095	2030	317	11	0
	Post- Arrest	3629	1275	2018	336	57	0
	Private ACB	0	0	0	0	0	0
	Total	11071	6370	4048	653	68	0
Pakpattan	Pre Arrest	3669	1682	891	1096	0	0
	Post- Arrest	2396	723	736	937	0	0
	Private ACB	1	0	1	0	0	0
	Total	6066	2405	1628	2033	0	0
Rajanpur	Pre Arrest	2323	357	186	1780	0	0
	Post- Arrest	1007	225	134	648	0	0
	Private ACB	0	0	0	0	0	0
	Total	3330	582	320	2428	0	0
Rahim Yar Khan	Pre Arrest	6911	3037	1238	2636	4	0
	Post- Arrest	3737	1274	1067	1396	6	0
	Private ACB	0	0	0	0	0	0
	Total	10648	4311	2305	4032	10	0
Rawalpindi	Pre Arrest	2591	877	1283	431	0	0

Districts	Nature of Bail	Number of applications decided	Dismissed	Allowed/Accepted		Cancellations submitted by Prosecution	
				On merit	Compromise	Moved/filed	Accepted
	Post- Arrest	5058	1584	3052	422	57	0
	Private ACB	23	8	8	7	0	0
	Total	7672	2469	4343	860	57	0
Sialkot	Pre Arrest	3417	1231	1102	1084	0	0
	Post- Arrest	5986	2035	2295	1656	9	0
	Private ACB	0	0	0	0	0	0
	Total	9403	3266	3397	2740	9	0
Sheikhupura	Pre Arrest	5460	2866	894	1700	0	0
	Post- Arrest	2959	1368	567	1024	0	0
	Private ACB	0	0	0	0	0	0
	Total	8419	4234	1461	2724	0	0
Sargodha	Pre Arrest	1929	1074	29	826	2	0
	Post- Arrest	2288	1178	92	1018	2	0
	Private ACB	0	0	0	0	0	0
	Total	4217	2252	121	1844	4	0
Sahiwal	Pre Arrest	4349	1882	1076	1391	5	0
	Post- Arrest	3821	1420	927	1474	25	0
	Private ACB	0	0	0	0	0	0
	Total	8170	3302	2003	2865	30	0
TT. Singh	Pre Arrest	1548	997	158	393	0	0
	Post- Arrest	1452	769	275	408	19	19
	Private ACB	0	0	0	0	0	0
	Total	3000	1766	433	801	19	19
Vehari	Pre Arrest	1232	342	66	824	0	0
	Post- Arrest	2200	1113	99	988	14	0
	Private ACB	0	0	0	0	0	0
	Total	3432	1455	165	1812	14	0
Total	Pre Arrest	119197	52359	29745	37093	3747	30
	Post- Arrest	119828	39895	40702	39231	2027	123
	Private ACB	215	130	50	35	NA	NA
	Grand Total	239240	92384	70497	76359	5774	153

3.4 Review of Police Cases

Prosecutors review police cases at two stages: once when they receive the police file; second when they send the case to court. The first stage may be skipped if the prosecutor thinks that there is nothing that the police can clarify, add or respond to. The first review, which is in the nature of advice to the police, is issued as a memorandum under section 9(5) of the CPS Act. The second review, which is the formal assessment of the prosecutor of the police case, is issued in the form of a report under section 9(7) of the CPS Act. This review is an important part of the Prosecutors job and enables the Prosecution Service to assess prosecutorial performance in court. Currently, prosecutors have no formal control over charging decisions and the Review therefore does not lead to a prosecution being declined. The CPS considers this to be a key legal issue, which needs to be resolved at the earliest.

In 2015, prosecutors issued 161,983 reports under section 9(5) and 36,285 reports under section 9(7) of the CPS Act. The number of section 9(7) reports issued was 12.52% of the total number of reports submitted in court (36,825/294,136). In 2015, prosecutors recommended that charges should not be issued in 18,085 police cases (being unfit for trial).

3.4 A Table: Reviews by Prosecutors in 2015

Districts	Type of Police Report	Total reports returned to police for rectification	No. of Reports u/s 9(5) Submitted	No. of Reports u/s 173 submitted in court	No. of Reports u/s 9(7) submitted in court	No. of Cases wherein Trial Recommended	No. of cases wherein Trial not recommended	No. of Letters written / Actions Recommended against Police		
								Rectification/ Non Rectification Objections	Defective Investigations	Late Submission of Police Reports
Attock	Interim report	0	3	283		0	0	0	37	0
	Challan Incomplete	114	4	1035	544	1035	0	0	0	0
	Challan- suppl.	15	0	150	23	150	0	0	0	0
	Challan-complete	182	6	1569	84	1569	0	0	0	0
	Cancellation report	19	1	112	12	0	0	0	0	0
	Untraced Report	10	1	56	1			0	0	0
	Report u/s 512	5	1	97	5	0	0	0	0	0
	Total	345	16	3302	669	2754	0	0	37	0
Bahawalpur	Interim report	4	0	931		931	0	0	0	0
	Challan Incomplete	535	0	2329	209	2329	0	0	0	0
	Challan- suppl.	79	0	548	39	548	0	0	0	0
	Challan-complete	448	0	2268	60	2268	1	0	0	0
	Cancellation report	110	0	662	59	4	658	0	0	0
	Untraced Report	16	0	272	1	0	0	0	0	0
	Report u/s 512	99	0	610	2	599	0	0	0	0
	Total	1291	0	7620	370	6679	659	0	0	0
Bahawalnagar	Interim report	57	944	944		944	0	0	0	0
	Challan Incomplete	492	1648	1648	207	1648	0	0	38	11
	Challan- suppl.	3	254	254	0	254	0	0	0	0
	Challan-complete	1256	4458	4458	280	4458	0	0	53	15
	Cancellation report	54	538	538	25	0	538	0	8	0

Districts	Type of Police Report	Total reports returned to police for rectification	No. of Reports u/s 9(5) Submitted	No. of Reports u/s 173 submitted in court	No. of Reports u/s 9(7) submitted in court	No. of Cases wherein Trial Recommended	No. of cases wherein Trial not recommended	No. of Letters written / Actions Recommended against Police		
								Rectification/ Non Rectification Objections	Defective Investigations	Late Submission of Police Reports
	Untraced Report	10	120	120	0	0	0	0	0	0
	Report u/s 512	16	229	229	0	0	229	0	0	0
	Total	1888	8191	8191	512	7304	767	0	99	26
Bhakkar	Interim report	0	0	134		0	0	0	0	0
	Challan Incomplete	87	0	846	609	846	0	0	27	4
	Challan- suppl.	0	0	78	0	78	0	0	0	0
	Challan-complete	177	0	1673	267	1673	0	0	14	9
	Cancellation report	3	0	139	0	139	0	0	11	2
	Untraced Report	0	0	43	0			0	0	0
	Report u/s 512	0	0	134	0	134	0	0	0	0
	Total	267	0	3047	876	2870	0	0	52	15
Chakwal	Interim report	0	296	296	0	0	0	0	0	0
	Challan Incomplete	0	460	460	50	0	0	0	0	0
	Challan- suppl.	0	80	80	15	0	0	0	0	0
	Challan-complete	0	1489	1489	161	0	0	0	0	0
	Cancellation report	0	122	122	20	0	0	0	0	0
	Untraced Report	0	72	72	1	0	0	0	0	0
	Report u/s 512	0	90	90	6	0	0	0	0	0
	Total	0	2609	2609	253	0	0	0	0	0
Chiniot	Interim report	0	0	8	0	8	0	0	0	0
	Challan Incomplete	55	3160	3160	248	3160	0	0	3	0
	Challan- suppl.	1	207	207	14	207	0	0	0	0
	Challan-complete	0	80	80	0	80	0	0	0	0
	Cancellation report	22	198	198	11	198	0	0	0	0
	Untraced Report	0	69	69	0	69	0	0	0	0
	Report u/s 512	0	86	86	0	86	0	0	0	0

Districts	Type of Police Report	Total reports returned to police for rectification	No. of Reports u/s 9(5) Submitted	No. of Reports u/s 173 submitted in court	No. of Reports u/s 9(7) submitted in court	No. of Cases wherein Trial Recommended	No. of cases wherein Trial not recommended	No. of Letters written / Actions Recommended against Police		
								Rectification/ Rectification Objections	Defective Investigations	Late Submission of Police Reports
	Total	78	3800	3808	273	3808	0	0	3	0
DG Khan	Interim report	0	2	2		2	0	0	0	0
	Challan Incomplete	170	1793	1793	203	1793	0	1	13	7
	Challan- suppl.	36	441	441	53	441	0	0	0	0
	Challan-complete	162	2079	2079	142	2028	51	0	12	10
	Cancellation report	8	387	387	0	0	387	0	0	0
	Untraced Report	0	147	147	0			0	0	0
	Report u/s 512	34	512	512	0	512	0	0	0	0
	Total	410	5361	5361	398	4776	438	1	25	17
Faisalabad	Interim report	0	0	0	0	0	0	0	0	0
	Challan Incomplete	803	11089	11047	450	10286	0	0	0	0
	Challan- suppl.	37	1434	1431	21	1431	0	0	0	0
	Challan-complete	49	4917	4912	59	4912	0	0	0	0
	Cancellation report	36	1703	1703	0	0	1703	0	0	0
	Untraced Report	3	2158	2157	0	0	2157	0	0	0
	Report u/s 512	3	0	771	0	0	771	0	0	0
	Total	931	21301	22021	530	16629	4631	0	0	0
Gujranwala	Interim report	0	0	762		762	0	0	0	0
	Challan Incomplete	87	632	6741	370	6741	0	12	5	4
	Challan- suppl.	24	18	1800	29	1800	0	0	0	0
	Challan-complete	66	112	5710	78	5710	0	14	12	11
	Cancellation report	23	27	925	18	925	0	0	0	0
	Untraced Report	5	0	1359	0			0	0	0
	Report u/s 512	22	0	854	0	854	0	0	0	0
	Total	227	789	18151	495	16792	0	26	17	15
Gujrat	Interim report	10	0	999	0	332	0	20	0	57

Districts	Type of Police Report	Total reports returned to police for rectification	No. of Reports u/s 9(5) Submitted	No. of Reports u/s 173 submitted in court	No. of Reports u/s 9(7) submitted in court	No. of Cases wherein Trial Recommended	No. of cases wherein Trial not recommended	No. of Letters written / Actions Recommended against Police		
								Rectification/ Non Rectification Objections	Defective Investigations	Late Submission of Police Reports
	Challan Incomplete	98	0	1845	597	1681	164	49	39	102
	Challan- suppl.	0	0	0	0	0	0	0	0	0
	Challan-complete	128	0	4861	2008	4418	443	246	76	2860
	Cancellation report	20	0	232	0	0	232	12	3	93
	Untraced Report	0	0	0	0	0	0	0	0	0
	Report u/s 512	0	0	26	0	11	15	6	3	0
	Total	256	0	7963	2605	6442	854	333	121	3112
Hafizabad	Interim report	6	6	236	0	0	0	0	0	0
	Challan Incomplete	416	416	2345	1710	2345	0	4	18	28
	Challan- suppl.	63	63	372	282	372	0	0	0	0
	Challan-complete	211	211	1082	819	1082	0	0	0	0
	Cancellation report	38	38	327	201	45	282	0	0	0
	Untraced Report	19	19	287	153	0	287	0	0	0
	Report u/s 512	45	45	421	199	0	421	0	0	0
	Total	798	798	5070	3364	3844	990	4	18	28
Jhang	Interim report	0	0	27		0	0	0	0	0
	Challan Incomplete	554	1857	1857	294	0	0	14	28	5
	Challan- suppl.	187	776	776	0	0	0	0	0	0
	Challan-complete	617	1613	1613	274	0	0	16	10	0
	Cancellation report	98	381	381	0	0	0	0	0	0
	Untraced Report	19	203	203	0			0	0	0
	Report u/s 512	57	311	311	0	0	0	0	0	0
	Total	1532	5141	5168	568	0	0	30	38	5
Jehlum	Interim report	0	0	132	0	0	0	0	0	0
	Challan Incomplete	0	425	898	9	898	0	0	0	0
	Challan- suppl.	0	21	86	1	86	0	0	0	0

Districts	Type of Police Report	Total reports returned to police for rectification	No. of Reports u/s 9(5) Submitted	No. of Reports u/s 173 submitted in court	No. of Reports u/s 9(7) submitted in court	No. of Cases wherein Trial Recommended	No. of cases wherein Trial not recommended	No. of Letters written / Actions Recommended against Police		
								Rectification/ Non Rectification Objections	Defective Investigations	Late Submission of Police Reports
	Challan-complete	0	921	1493	191	1493	0	0	0	0
	Cancellation report	0	21	145	2	145	0	0	0	0
	Untraced Report	0	29	32	0	32	0	0	0	0
	Report u/s 512	0	71	29	0	29	0	0	0	0
	Total	0	1488	2815	203	2683	0	0	0	0
Kasur	Interim report	0	0	7	0	0	7	0	0	0
	Challan Incomplete	2848	2834	6482	504	6482	0	0	0	0
	Challan- suppl.	16	16	46	1	46	0	0	0	0
	Challan-complete	0	0	0	0	0	0	2	24	13
	Cancellation report	228	228	645	57	63	582	0	0	0
	Untraced Report	65	65	439	2	0	0	0	0	0
	Report u/s 512	51	51	172	0	172	0	0	0	0
	Total	3208	3194	7791	564	6763	589	2	24	13
Khushab	Interim report	0	0	171	0	0	0	0	0	0
	Challan Incomplete	212	433	430	328	430	0	0	0	0
	Challan- suppl.	113	271	269	180	269	0	0	0	0
	Challan-complete	840	1518	1500	1214	1500	0	0	0	0
	Cancellation report	41	68	68	31	68	0	0	0	0
	Untraced Report	12	31	31	18	0	0	0	0	0
	Report u/s 512	18	36	36	11	11	0	0	0	0
	Total	1236	2357	2505	1782	2278	0	0	0	0
Khanewal	Interim report	0	0	0	0	0	0	0	0	0
	Challan Incomplete	0	1511	1511	803	895	8	0	10	0
	Challan- suppl.	0	0	0	0	0	0	0	0	0
	Challan-complete	0	3670	3670	0	26	20	0	0	0
	Cancellation report	0	838	838	46	0	0	0	0	0

Districts	Type of Police Report	Total reports returned to police for rectification	No. of Reports u/s 9(5) Submitted	No. of Reports u/s 173 submitted in court	No. of Reports u/s 9(7) submitted in court	No. of Cases wherein Trial Recommended	No. of cases wherein Trial not recommended	No. of Letters written / Actions Recommended against Police		
								Rectification/ Non Rectification Objections	Defective Investigations	Late Submission of Police Reports
	Untraced Report	0	662	662	0	0	0	0	0	0
	Report u/s 512	0	226	226	0	0	0	0	0	0
	Total	0	6907	6907	849	921	28	0	10	0
Lahore	Interim report	24	112	98	0	98	0	0	0	5
	Challan Incomplete	5780	2161	31289	3538	17672	13	9	288	6
	Challan- suppl.	40	25	1334	72	383	0	1	1	0
	Challan-complete	802	3	13385	3	213	0	0	0	0
	Cancellation report	2	0	380	19	89	0	0	0	0
	Untraced Report	0	0	1424	89	0	0	0	0	0
	Report u/s 512	1	1	529	35	187	0	0	0	0
	Total	6649	2302	48439	3756	18642	13	10	289	11
Layyah	Interim report	0	0	431		0	0	0	0	0
	Challan Incomplete	73	73	237	59	237	0	0	0	0
	Challan- suppl.	16	16	93	37	93	0	0	0	0
	Challan-complete	939	939	1635	997	1635	0	0	0	0
	Cancellation report	103	103	237	0	0	0	0	0	0
	Untraced Report	6	6	20	0			0	0	0
	Report u/s 512	0	0	69	0	0	0	0	0	0
	Total	1137	1137	2722	1093	1965	0	0	0	0
Lodhran	Interim report	0	26	26	0	26	0	0	0	0
	Challan Incomplete	167	1343	1343	336	1286	57	0	0	0
	Challan- suppl.	67	577	577	92	531	46	7	43	25
	Challan-complete	189	1663	1663	293	1605	58	0	0	0
	Cancellation report	72	352	352	40	22	330	0	0	0
	Untraced Report	0	20	20	0	0	20	0	0	0
	Report u/s 512	56	204	204	0	0	204	0	0	0

Districts	Type of Police Report	Total reports returned to police for rectification	No. of Reports u/s 9(5) Submitted	No. of Reports u/s 173 submitted in court	No. of Reports u/s 9(7) submitted in court	No. of Cases wherein Trial Recommended	No. of cases wherein Trial not recommended	No. of Letters written / Actions Recommended against Police		
								Rectification/ Non Rectification Objections	Defective Investigations	Late Submission of Police Reports
	Total	551	4185	4185	761	3470	715	7	43	25
M. Bahauddin	Interim report	0	6	410	0	0	0	0	0	3
	Challan Incomplete	5	1001	1182	291	1182	0	4	3	29
	Challan- suppl.	0	72	132	8	132	0	1	0	0
	Challan-complete	7	1249	1820	61	1820	0	3	8	15
	Cancellation report	0	25	212	0	0	212	1	0	9
	Untraced Report	0	0	37	0	0	37	0	0	0
	Report u/s 512	0	52	187	3	187	0	0	0	0
	Total	12	2405	3980	363	3321	249	9	11	56
Multan	Interim report	0	0	0		0	0	0	0	0
	Challan Incomplete	5194	5194	2872	494	2872	0	0	269	731
	Challan- suppl.	417	417	315	4	315	0	0	0	0
	Challan-complete	5087	5087	2989	263	2989	0	0	0	0
	Cancellation report	1569	1569	777	85	0	777	0	0	0
	Untraced Report	1751	1751	997	0			0	0	0
	Report u/s 512	910	910	542	34	542	0	0	0	0
	Total	14928	14928	8492	880	6718	777	0	269	731
Muzaffargarh	Interim report	0	0	0		0	0	0	0	0
	Challan Incomplete	624	3518	3518	3518	3505	13	0	15	14
	Challan- suppl.	140	1063	1063	1063	1057	6	0	4	16
	Challan-complete	251	460	460	460	456	4	0	11	15
	Cancellation report	104	168	168	168	28	140	0	6	0
	Untraced Report	0	172	172	0			0	0	0
	Report u/s 512	96	226	226	0	226	0	0	0	0
	Total	1215	5607	5607	5209	5272	163	0	36	45
	Interim report	8	0	60	0	60	0	0	0	0

Districts	Type of Police Report	Total reports returned to police for rectification	No. of Reports u/s 9(5) Submitted	No. of Reports u/s 173 submitted in court	No. of Reports u/s 9(7) submitted in court	No. of Cases wherein Trial Recommended	No. of cases wherein Trial not recommended	No. of Letters written / Actions Recommended against Police		
								Rectification/ Non Rectification Objections	Defective Investigations	Late Submission of Police Reports
Mianwali	Challan Incomplete	115	0	2145	8	2145	0	0	8	0
	Challan- suppl.	0	0	83	0	83	0	0	0	0
	Challan-complete	235	0	2022	11	2022	0	0	0	0
	Cancellation report	7	0	93	0	93	0	0	0	0
	Untraced Report	19	0	73	0	0	0	0	0	0
	Report u/s 512	29	0	179	5	179	0	0	0	0
	Total	413	0	4655	24	4582	0	0	8	0
Nankana Sahib	Interim report	0	0	0	0	0	0	0	0	0
	Challan Incomplete	350	3053	3053	278	3046	7	0	0	0
	Challan- suppl.	9	400	400	14	399	1	0	0	0
	Challan-complete	76	1516	1516	103	1514	2	0	0	0
	Cancellation report	19	542	542	66	0	542	0	0	0
	Untraced Report	6	253	253	67	0	25	0	0	0
	Report u/s 512	334	5	334	334	0	334	0	0	0
	Total	794	5769	6098	862	4959	911	0	0	0
Narowal	Interim report	0	0	113		0	113	0	0	0
	Challan Incomplete	40	195	1242	195	1242	0	0	0	5
	Challan- suppl.	19	111	250	91	250	0	0	0	0
	Challan-complete	93	201	1900	219	1900	0	0	3	2
	Cancellation report	19	37	337	9	49	288	0	0	0
	Untraced Report	0	0	88	0			0	0	0
	Report u/s 512	0	0	86	0	86	0	0	0	0
	Total	171	544	4016	514	3527	401	0	3	7
Okara	Interim report	0	0	0	0	0	0	0	0	0
	Challan Incomplete	4172	4172	4172	680	3139	1033	25	58	118
	Challan- suppl.	614	614	614	43	503	111	0	0	0

Districts	Type of Police Report	Total reports returned to police for rectification	No. of Reports u/s 9(5) Submitted	No. of Reports u/s 173 submitted in court	No. of Reports u/s 9(7) submitted in court	No. of Cases wherein Trial Recommended	No. of cases wherein Trial not recommended	No. of Letters written / Actions Recommended against Police		
								Rectification/ Non Rectification Objections	Defective Investigations	Late Submission of Police Reports
	Challan-complete	1970	2722	2722	52	2111	611	0	0	0
	Cancellation report	1280	1280	1280	0	0	0	0	0	0
	Untraced Report	392	616	616	0	0	0	0	0	0
	Report u/s 512	250	250	250	0	0	0	0	0	0
	Total	8678	9654	9654	775	5753	1755	25	58	118
Pakpattan	Interim report	0	0	0	0	0	0	0	0	0
	Challan Incomplete	862	324	1420	40	1363	57	0	4	0
	Challan- suppl.	191	23	791	0	781	0	0	0	0
	Challan-complete	183	43	1129	0	1106	23	0	0	0
	Cancellation report	34	21	395	0	7	388	0	0	0
	Untraced Report	6	0	87	0	0	0	0	0	0
	Report u/s 512	53	0	603	0	0	603	0	0	0
	Total	1329	411	4425	40	3257	1071	0	4	0
Rajapur	Interim report	0	0	267	0	0	0	0	0	0
	Challan Incomplete	1283	0	1712	0	1712	0	0	0	0
	Challan- suppl.	638	0	638	0	638	0	0	0	0
	Challan-complete	1482	0	1935	0	1935	0	0	0	0
	Cancellation report	156	0	156	0	0	156	0	0	0
	Untraced Report	28	0	28	0	0	0	0	0	0
	Report u/s 512	274	0	274	0	274	0	0	0	0
	Total	3861	0	5010	0	4559	156	0	0	0
Rahim Yar Khan	Interim report	1	1	1		1	0	0	0	0
	Challan Incomplete	801	3075	3075	330	3075	0	2	16	7
	Challan- suppl.	19	546	546	1	546	0	0	5	6
	Challan-complete	411	2419	2419	240	2419	0	2	23	24
	Cancellation report	104	1021	1021	6	1021	0	0	0	0

Districts	Type of Police Report	Total reports returned to police for rectification	No. of Reports u/s 9(5) Submitted	No. of Reports u/s 173 submitted in court	No. of Reports u/s 9(7) submitted in court	No. of Cases wherein Trial Recommended	No. of cases wherein Trial not recommended	No. of Letters written / Actions Recommended against Police		
								Rectification/ Non Rectification Objections	Defective Investigations	Late Submission of Police Reports
	Untraced Report	0	207	207	0			0	0	0
	Report u/s 512	219	1189	1189	7	1189	0	0	0	0
	Total	1555	8458	8458	584	8251	0	4	44	37
Rawalpindi	Interim report	75	0	2614	0	0	0	0	0	0
	Challan Incomplete	2463	3854	3768	0	3768	0	0	0	0
	Challan- suppl.	116	371	364	0	364	0	0	0	0
	Challan-complete	5618	7573	7452	1802	7452	0	0	42	0
	Cancellation report	467	701	693	0	0	693	0	0	0
	Untraced Report	849	1297	1291	0	0	0	0	0	0
	Report u/s 512	387	656	643	0	0	0	0	0	0
	Total	9975	14452	16825	1802	11584	693	0	42	0
Sialkot	Interim report	0	0	562		0	0	0	0	0
	Challan Incomplete	1126	0	5000	1267	4999	0	0	0	0
	Challan- suppl.	134	0	1062	94	1062	0	0	0	0
	Challan-complete	600	0	5125	427	5125	0	0	0	0
	Cancellation report	31	0	574	10	0	0	0	0	0
	Untraced Report	13	0	775	2			0	0	0
	Report u/s 512	28	0	453	3	0	0	0	0	0
	Total	1932	0	13551	1803	11186	0	0	0	0
Sheikhpura	Interim report	0	0	0	0	0	0	0	0	0
	Challan Incomplete	897	6239	5342	791	5342	0	7	84	11
	Challan- suppl.	4	135	131	4	131	0	0	0	0
	Challan-complete	0	118	118	15	118	0	0	0	0
	Cancellation report	68	760	692	7	0	0	0	0	0
	Untraced Report	77	791	714	0	0	0	0	0	0
	Report u/s 512	29	231	202	0	0	0	0	0	0

Districts	Type of Police Report	Total reports returned to police for rectification	No. of Reports u/s 9(5) Submitted	No. of Reports u/s 173 submitted in court	No. of Reports u/s 9(7) submitted in court	No. of Cases wherein Trial Recommended	No. of cases wherein Trial not recommended	No. of Letters written / Actions Recommended against Police		
								Rectification/ Non Rectification Objections	Defective Investigations	Late Submission of Police Reports
	Total	1075	8274	7199	817	5591	0	7	84	11
Sargodha	Interim report	0	0	0	0	0	0	0	0	0
	Challan Incomplete	703	3869	3166	0	3166	0	45	58	204
	Challan- suppl.	12	460	448	0	448	0	0	0	0
	Challan-complete	328	3097	2769	0	2769	0	22	50	199
	Cancellation report	0	724	724	0	724	0	0	0	0
	Untraced Report	0	414	414	0	414	0	0	0	0
	Report u/s 512	0	491	491	0	491	0	0	0	0
	Total	1043	9055	8012	0	8012	0	0	58	204
Sahiwal	Interim report	0	2	2	0	2	0	0	0	0
	Challan Incomplete	1559	2985	2985	345	2985	0	0	61	0
	Challan- suppl.	13	43	43		43	0	0	0	0
	Challan-complete	2585	3485	3485	288	3485	0	0	53	0
	Cancellation report	465	694	694	0	0	694	0	11	0
	Untraced Report	343	509	509	0	0	0	0	0	0
	Report u/s 512	274	408	408	0	408	0	0	0	0
	Total	5239	8126	8126	633	6923	694	0	125	0
T.T. Singh	Interim report	0	645	645		0	645	0	0	0
	Challan Incomplete	44	2498	2498	532	2498	0	0	0	0
	Challan- suppl.	0	555	555	58	555	0	0	0	0
	Challan-complete	0	270	270	7	270	0	0	0	0
	Cancellation report	0	259	259	0	0	259	0	0	0
	Untraced Report	0	267	267	0	0	267	0	0	0
	Report u/s 512	0	230	230	0	0	230	0	0	0
	Total	44	4724	4724	597	3323	1401	0	0	0
Vehari	Interim report	0	0	6	0	6	0	0	0	0

Districts	Type of Police Report	Total reports returned to police for rectification	No. of Reports u/s 9(5) Submitted	No. of Reports u/s 173 submitted in court	No. of Reports u/s 9(7) submitted in court	No. of Cases wherein Trial Recommended	No. of cases wherein Trial not recommended	No. of Letters written / Actions Recommended against Police		
								Rectification/ Non Rectification Objections	Defective Investigations	Late Submission of Police Reports
	Challan Incomplete	268	0	2918	839	2918	0	0	0	0
	Challan- suppl.	0	0	541	0	541	0	0	0	0
	Challan-complete	138	0	2804	622	2804	0	0	0	0
	Cancellation report	4	0	569	0	569	0	0	0	0
	Untraced Report	0	0	149	0	0	0	0	0	0
	Report u/s 512	0	0	642	0	642	0	0	0	0
	Total	410	0	7629	1461	7480	0	0	0	0
Total	Interim report	185	2043	10167	0	3172	765	20	37	65
	Challan Incomplete	32997	69816	127364	20676	108721	1352	172	1045	1286
	Challan- suppl.	3023	9009	16518	2239	14537	164	9	53	47
	Challan-complete	25130	51919	96075	11500	74964	1213	305	391	3173
	Cancellation report	5204	12806	17577	892	4189	8861	13	39	104
	Untraced Report	3649	9879	14090	334	515	2793	0	0	0
	Report u/s 512	3290	6511	12345	644	6819	2807	6	3	0
	Grand Total	73478	161983	294136	36285	212917	17955	525	1568	4675

3.5 Court-based Performance

Evidence Recording

In 2015, evidence of 185,710 witnesses was recorded against 271, 872 witnesses who appeared in Magistrates courts. This was about 68.30%. In Sessions Court cases 95,817 witnesses were examined against 143,664 witnesses who appeared in court- a percentage of 66.69%. It is clear that witnesses are made to wait longer than they ought to and witness testimony is generally not recorded at the first available opportunity.

3.5 A Table: Witnesses Attended and Recorded in Districts, 2015

Districts	Magisterial Courts				Sessions Courts			
	No. of cases	No. of Witnesses Summoned	No. of Witnesses Attended	No. of Witnesses Recorded	Number of cases	No. of Witnesses Summoned	No. of Witnesses Attended	No. of Witnesses Recorded
Attock	2385	7088	4016	2954	1225	3205	2076	1571
Bahawalnagar	4555	9783	7605	4356	385	6293	5589	2415
Bahawalpur	963	6505	3287	1970	653	2501	1661	991
Bhakkar	3580	7065	6898	6851	840	1823	1757	1742
Chakwal	2175	2470	1800	1405	110	1125	375	285
Chiniot	1849	9739	4410	2591	879	3789	3097	2105
DG Khan	8661	25533	16615	8252	578	4925	3766	2981
Faisalabad	7192	21438	11721	8495	5094	17052	9268	6798
Gujranwala	18905	24178	16195	11326	1301	7248	6156	3422
Gujrat	5962	27748	20049	14812	2483	12586	8251	5213
Hafizabad	3699	7800	5245	4237	397	4791	4101	3437
Jhang	5391	8967	7327	6513	1173	2384	2167	2014
Jhelum	3310	3412	3399	2643	691	1641	1426	1281
Kasur	12822	9230	7434	5719	6603	5766	4283	3156
Khanewal	1509	3224	2287	2221	702	136	1018	978
Khushab	1742	10247	6750	4141	502	2261	2246	1502
Lahore	13739	8239	4326	3510	3757	13473	9570	5822
Layyah	2388	5015	3511	2926	1069	1819	1392	1137
Lodhran	2397	7036	5001	3170	466	1867	1059	812
M. Bahauddin	1934	6434	5078	4175	1060	4346	3452	2523
Mianwali	4585	9045	6349	1823	1923	4535	3129	1673
Multan	5559	24258	12275	6593	1523	11785	6308	2545
Muzaffargarh	5716	15345	8644	2881	1127	5835	4259	1419
N. Sahib	1487	15251	5820	2106	1145	9584	4072	1857
Narowal	4811	11617	8308	4893	1198	5507	2562	1200
Okara	6995	16674	13993	12099	1934	5675	4806	3920
Pakpattan	3532	5242	4199	3155	1232	3222	2178	1496

Districts	Magisterial Courts				Sessions Courts			
	No. of cases	No. of Witnesses Summoned	No. of Witnesses Attended	No. of Witnesses Recorded	Number of cases	No. of Witnesses Summoned	No. of Witnesses Attended	No. of Witnesses Recorded
RY Khan	1915	12216	4340	3424	1012	4590	1789	2154
Rajanpur	1843	10090	6606	4068	384	5186	3226	1789
Rawalpindi	19873	23822	15114	10492	15423	17756	10629	6979
Sahiwal	4389	9711	8119	6083	1482	4674	3999	2897
Sargodha	8427	12094	7885	5815	2470	5453	3625	2751
Sheikhupura	1870	13795	4356	2725	2097	10597	5829	3492
Sialkot	6994	19460	12795	10213	3568	15160	9474	7055
T.T. Singh	2181	11374	7235	4421	1291	4234	2549	2257
Vehari	3452	3960	2880	2652	2465	3120	2520	2148
Total	188787	425105	271872	185710	70242	215944	143664	95817

3.5 A: Withdrawal and Terminations

Prosecutors are required to continue to apply the evidential and public interest tests during trial. Where a case continues to be good they should continue to prosecute; where the evidential or public interest test fails they must file an application for withdrawal of the case. In 2015, the following applications for withdrawal/termination of prosecutions were filed in the Anti-Terrorism Court in Punjab:

- 01 application for withdrawal of prosecution under section 10(03)(e) of the CPS Act, 2006 read with section 494 of the Code of Criminal Procedure
- 01 application for stay of prosecution under section 10(03)(f) of the CPS Act, 2006*

3.5 B: Outcomes in Court

A case in court may come to final closure (decided) in three ways:

- By acquittal of all accused persons
- By conviction of all accused persons
- By conviction of some accused persons and acquittal of the rest

* Both applications were accepted by the Courts

A case in court may also come to temporary closure by being consigned to record. This happens when prosecution witnesses do not appear. Police cases may be closed without trial where the police find that the case is false or a matter for the civil courts or is liable to be investigated by another agency, or where the police are unable to find the perpetrator of the crime and the Magistrate agrees with the recommendations of the Police.

3.5 C: Outcomes in Subordinate Courts

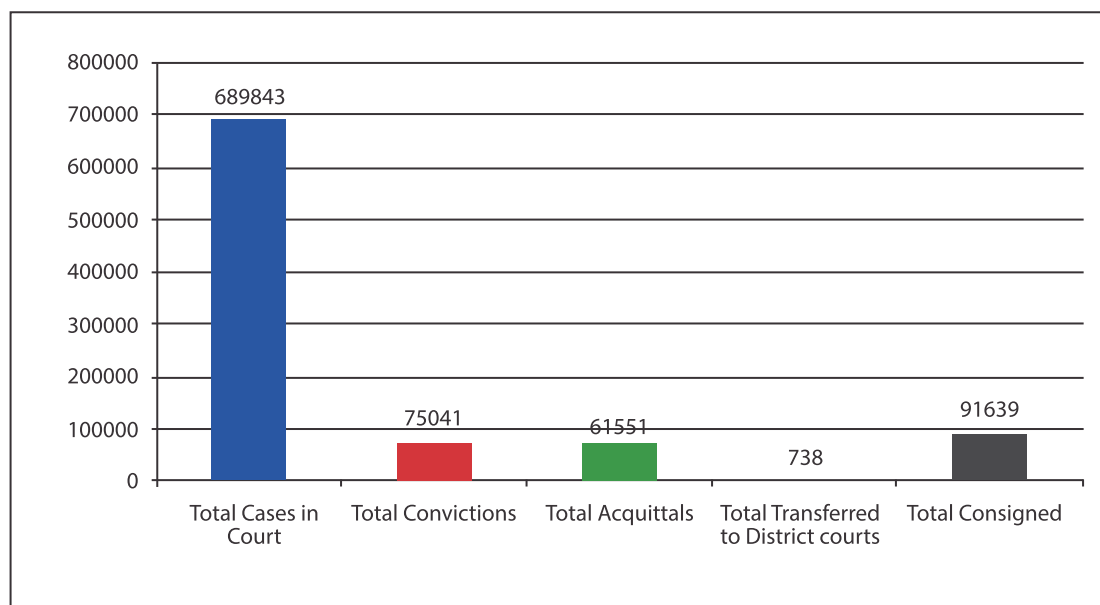
In 2015, cases in court had the following outcomes: total cases decided: 136,592. Total cases resulting in convictions of one or more persons charged: 75041. Cases resulting in acquittal of all persons charged: 61551. Thus, the overall conviction percentage was 54.93%.

Conviction rate in Magistrates and Sessions Court cases was as follows:

- a) Magistrates Court cases: 53.93%
- b) Sessions Court cases: 60.86%

It must be mentioned here that the conviction rate is not the same as the Offenders Brought to Justice Rate (OBTJ), which would be lower than this number.

3.5 Figure: Total Disposals in District Courts



3.5 A Table: Disposals in Districts, 2015

District	Court Level	Previous pendency	Fresh cases	Transferred to special courts	Total convictions	Total acquittals	Total consigned to record
Attock	Magistrate	3196	2403	0	667	786	298
	Session	550			551	119	30
	Total	3746	2403	0	1218	905	
Bahawalnagar	Magistrate	11153	7050	0	1731	1592	3571
	Session	508			122	434	122
	Total	11661	7050	0	1853	2026	
Bahawalpur	Magistrate	12705	6011		533	911	2532
	Session	610			192	232	141
Bhakkar	Total	13315	6011	0	725	1143	
	Magistrate	4179	2989		1253	873	423
	Session	191			268	88	8
	Total	4370	2989	0	1521	961	
Chakwal	Magistrate	2711	1382	0	275	611	104
	Session	147			119	67	20
	Total	2858	1382	0	394	678	
Chiniot	Magistrate	5641	4026	0	880	734	907
	Session	953			256	317	85
DG Khan	Total	6594	4026	0	1136	1051	
	Magistrate	3873	5382	0	1453	1280	2384
	Session	376			85	131	21
	Total	4249	5382	0	1538	1411	
Faisalabad	Magistrate	32804	10022	2	4242	2635	2900
	Session	3124			1134	411	185
	Total	35928	10022	2	5376	3046	
Gujranwala	Magistrate	24926	18151	0	8895	5007	1540
	Session	1538			793	353	216

District	Court Level	Previous pendency	Fresh cases	Transferred to special courts	Total convictions	Total acquittals	Total consigned to record
	Total	26464	18151	0	9688	5360	
Gujrat	Magistrate	10623	7644	0	3983	1923	1717
	Session	1212			676	252	70
	Total	11835	7644	0	4659	2175	
Hafizabad	Magistrate	5527	2762	0	2145	315	162
	Session	400			295	171	4
	Total	5927	2762	0	2440	486	
Jhang	Magistrate	7866	4420	0	1388	1240	1698
	Session	739			343	309	37
	Total	8605	4420	0	1731	1549	
Jhelum	Magistrate	1848	2815	0	841	719	166
	Session	490			227	43	0
	Total	2338	2815	0	1068	762	
Kasur	Magistrate	11484	8498	716	1131	755	3089
	Session	1015			379	295	49
	Total	12499	8498	716	1510	1050	
Khanewal	Magistrate	10682	5256	0	1061	1277	1227
	Session	565			164	316	66
	Total	11247	5256	0	1225	1593	
Khushab	Magistrate	3325	2078	0	683	710	374
	Session	169			97	88	3
	Total	3494	2078	0	780	798	
Lahore	Magistrate	72075	45253	0	4796	9830	25131
	Session	5073			706	31	1669
	Total	77148	45253	0	5502	9861	
Layyah	Magistrate	2702	1938	0	892	678	77
	Session	246			156	124	2
	Total	2948	1938	0	1048	802	
Lodhran	Magistrate	8816	4168	0	1447	1157	1840

District	Court Level	Previous pendency	Fresh cases	Transferred to special courts	Total convictions	Total acquittals	Total consigned to record
	Session	384			71	163	26
	Total	9200	4168	0	1518	1320	
M. Bahauddin	Magistrate	6018	3856	0	822	920	657
	Session	454			159	153	2
	Total	6472	3856	0	981	1073	
Mianwali	Magistrate	6736	4655	0	1700	973	1140
	Session	550			293	65	171
	Total	7286	4655	0	1993	1038	
Multan	Magistrate	17786	9923	0	1540	1403	2744
	Session	837			226	241	605
	Total	18623	9923	0	1766	1644	
Muzaffargarh	Magistrate	7667	5607	0	983	1309	1141
	Session	1013			289	316	149
N. Sahib	Total	8680	5607	0	1272	1625	
	Magistrate	6019	4092	0	1296	798	1215
	Session	558			254	197	139
	Total	6577	4092	0	1550	995	
Narowal	Magistrate	6377	3247	0	1068	758	46
	Session	358			196	74	0
	Total	6735	3247	0	1264	832	
Okara	Magistrate	8260	9453	0	752	1199	5078
	Session	1080			194	345	70
	Total	9340	9453	0	946	1544	
Pakpattan	Magistrate	6152	2716	0	508	594	914
	Session	642			181	222	59
	Total	6794	2716	0	689	816	
R Y Khan	Magistrate	19609	7912	0	1310	2184	4912
	Session	1840			212	292	248
	Total	21449	7912	0	1522	2476	

District	Court Level	Previous pendency	Fresh cases	Transferred to special courts	Total convictions	Total acquittals	Total consigned to record
Rajapur	Magistrate	4243	4108	0	1565	785	1813
	Session	324			49	140	55
	Total	4567	4108	0	1614	925	
Rawalpindi	Magistrate	17009	11863	0	2025	2078	1826
	Session	1554			757	282	244
Sahiwal	Total	18563	11863	0	2782	2360	
	Magistrate	7856	8126	0	1022	1829	4309
	Session	648			293	294	121
Sargodha	Total	8504	8126	0	1315	2123	
	Magistrate	10409	7409	0	2683	682	1245
	Session	668			538	297	204
Sheikhupura	Total	11077	7409	0	3221	979	
	Magistrate	16918	5320	20	580	840	2745
	Session	783			388	334	243
	Total	17701	5320	20	968	1174	
Sialkot	Magistrate	9810	11581	0	2694	2153	2621
	Session	2149			773	281	69
	Total	11959	11581	0	3467	2434	
TT. Singh	Magistrate	4875	3724	0	1799	743	17
	Session	577			341	166	12
	Total	5452	3724	0	2140	909	
Vehari	Magistrate	11116	7629	0	2351	1524	3755
	Session	1053			270	103	173
Total	Total	12169	7629	0	2621	1627	
	Magistrate	402996	253469	738	62994	53805	86318
	Session	33378			12047	7746	5318
	Grand Total	436374	253469	738	75041	61551	91636

3.5 B Table: District Wise Convictions Rate:

District	Court Level	Previous pendency	Fresh cases	Transferred to special courts	Total convictions	Total acquittals	Total consigned to record
Attock	Magistrate	667	786	298	1751	1453	45.90%
	Session	551	119	30	700	670	82.24%
	Total	1218	905	328	2451	2123	57.37%
Bahawalnagar	Magistrate	1731	1592	3571	6894	3323	52.09%
	Session	122	434	122	678	556	21.94%
	Total	1853	2026	3693	7572	3879	47.77%
Bahawalpur	Magistrate	533	911	2532	3976	1444	36.91%
	Session	192	232	141	565	424	45.28%
	Total	725	1143	2673	4541	1868	38.81%
Bhakkar	Magistrate	1253	873	423	2549	2126	58.93%
	Session	268	88	8	364	356	75.28%
	Total	1521	961	431	2913	2482	61.28%
Chakwal	Magistrate	275	611	104	990	886	31.03%
	Session	119	67	20	206	186	63.97%
	Total	394	678	124	1196	1072	36.75%
Chiniot	Magistrate	880	734	907	2521	1614	54.52%
	Session	256	317	85	658	573	44.67%
	Total	1136	1051	992	3179	2187	51.94%
DG Khan	Magistrate	1453	1280	2384	5117	2733	53.16%
	Session	85	131	21	237	216	39.35%
	Total	1538	1411	2405	5354	2949	52.15%
Faisalabad	Magistrate	4242	2635	2900	9777	6877	61.68%
	Session	1134	411	185	1730	1545	73.40%
	Total	5376	3046	3085	11507	8422	63.83%
Gujranwala	Magistrate	8895	5007	1540	15442	13902	63.98%
	Session	793	353	216	1362	1146	69.20%
	Total	9668	5360	1756	16804	15048	64.24%

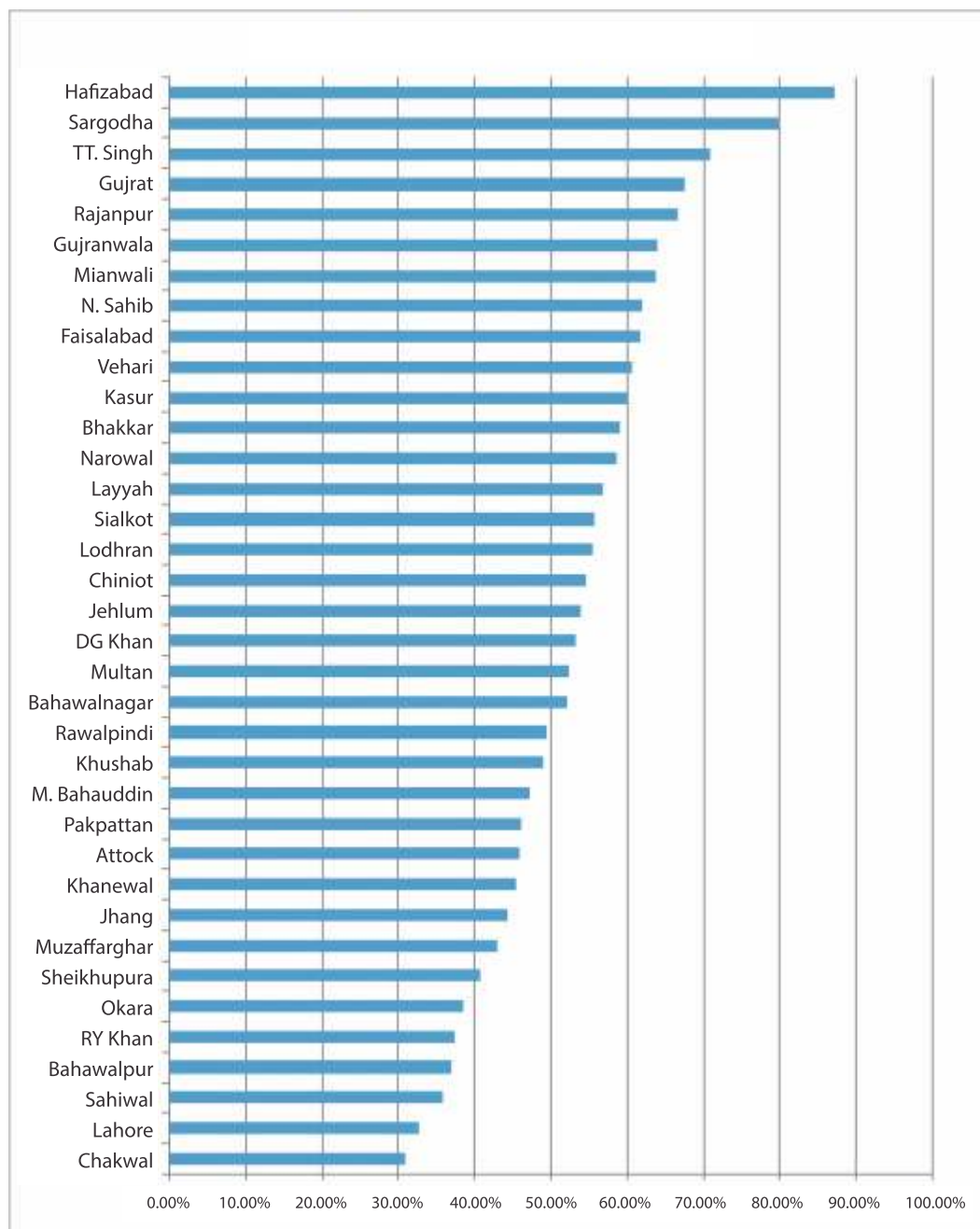
District	Court Level	Previous pendency	Fresh cases	Transferred to special courts	Total convictions	Total acquittals	Total consigned to record
Gujrat	Magistrate	3983	1923	1717	7623	5906	67.44%
	Session	676	252	70	998	928	72.84%
	Total	4659	2175	1787	8621	6834	68.17%
Hafizabad	Magistrate	2145	315	162	2622	2460	87.19%
	Session	295	171	4	470	466	63.33%
	Total	2440	486	166	3092	2926	83.39%
Jhang	Magistrate	1388	1240	1698	4826	3128	52.82%
	Session	343	309	37	689	652	52.60%
	Total	1731	2049	1735	5515	3780	45.79%
Jhelum	Magistrate	841	719	166	1726	1560	53.91%
	Session	227	43	0	270	270	84.07%
	Total	1068	762	166	1996	1830	58.36%
Kasur	Magistrate	1131	755	3089	4975	1886	59.97%
	Session	379	295	49	723	674	56.23%
	Total	1510	1050	3138	5698	2560	58.98%
Khanewal	Magistrate	1061	1277	1227	3565	2338	45.38%
	Session	164	316	66	546	480	34.16%
	Total	1225	1593	1293	4111	2818	43.47%
Khushab	Magistrate	683	710	374	1767	1393	49.03%
	Session	97	88	3	188	185	52.43%
	Total	780	798	377	1955	1578	49.43%
Lahore	Magistrate	4796	9830	25131	39757	14626	32.79%
	Session	706	31	1669	2406	737	95.79%
	Total	5502	9861	26800	42163	15363	35.81%
Layyah	Magistrate	892	678	77	1647	1570	56.81%
	Session	156	124	2	282	280	55.71%
	Total	1048	802	79	1929	1850	56.64%
Lodhran	Magistrate	1447	1157	1840	4444	2604	55.56%
	Session	71	163	26	260	234	30.34%

District	Court Level	Previous pendency	Fresh cases	Transferred to special courts	Total convictions	Total acquittals	Total consigned to record
	Total	1518	1320	1866	4704	2838	53.48%
M. Bahauddin	Magistrate	822	920	657	2399	1742	47.18%
	Session	159	153	2	314	312	50.96%
	Total	981	1073	659	2713	2054	47.76%
Mianwali	Magistrate	1700	973	1140	3813	2673	63.59%
	Session	293	65	171	529	358	81.84%
	Total	1993	1038	1311	4342	3031	65.75%
Multan	Magistrate	1540	1403	2744	5687	2943	52.32%
	Session	226	241	605	1072	467	48.39%
	Total	1766	1644	3349	6759	3410	51.78%
	Magistrate	983	1309	1141	3433	2292	42.88%
	Session	289	316	149	754	605	47.76%
	Total	1272	1625	1290	4187	2897	43.90%
N. Sahib	Magistrate	1296	798	1215	3309	2094	61.89%
	Session	254	197	139	590	451	56.54%
	Total	1550	995	1354	3899	2545	60.90%
Narowal	Magistrate	1068	758	46	1872	1826	58.48%
	Session	196	74	0	270	270	72.59%
	Total	1264	832	46	2142	2096	60.30%
Okara	Magistrate	752	1199	5078	7029	1951	38.54%
	Session	194	345	70	609	539	35.99%
	Total	946	1544	5148	7638	2490	37.99%
Pakpattan	Magistrate	508	594	914	2016	1102	46.09%
	Session	181	222	59	462	403	44.91%
	Total	689	816	973	2478	1505	45.78%
R Y Khan	Magistrate	1310	2184	4912	8406	3494	37.49%
	Session	212	292	248	752	504	42.06%
	Total	1522	2476	5160	9158	3998	38.06%
Rajanpur	Magistrate	1565	785	1813	4163	2350	66.59%

District	Court Level	Previous pendency	Fresh cases	Transferred to special courts	Total convictions	Total acquittals	Total consigned to record
	Session	49	140	55	244	189	25.92%
	Total	1614	925	1868	4407	2539	63.56%
Rawalpindi	Magistrate	2025	2078	1826	5929	4103	49.35%
	Session	757	282	244	1283	1039	72.85%
	Total	2782	2360	2070	7212	5142	54.10%
Sahiwal	Magistrate	1022	1829	4309	7160	2851	35.84%
	Session	293	294	121	708	587	49.91%
	Total	1315	2123	4430	7868	3438	38.24%
Sargodha	Magistrate	2683	682	1245	4610	3365	79.73%
	Session	538	297	204	1039	835	64.43%
	Total	3221	979	1449	5649	4200	76.69%
Sheikhupura	Magistrate	580	840	2745	4165	1420	40.84%
	Session	388	334	243	965	722	53.74%
	Total	968	1174	2988	5130	2142	45.19%
Sialkot	Magistrate	2694	2153	2621	7468	4847	55.58%
	Session	773	281	69	1123	1054	73.33%
	Total	3467	2434	2690	8591	5901	58.75%
T.T. Singh	Magistrate	1799	743	17	2559	2542	70.77%
	Session	341	166	12	519	507	67.25%
	Total	2140	909	29	3078	3049	70.18%
Vehari	Magistrate	2351	1524	3755	7630	3875	60.67%
	Session	270	103	173	546	373	72.38%
	Total	2621	1627	3928	8176	4248	61.69%
Total	Magistrate	62994	53805	86318	203117	116799	53.93%
	Session	12047	7746	5318	25111	19793	60.86%
	Grand Total	75041	61551	91636	228228	136592	54.93%

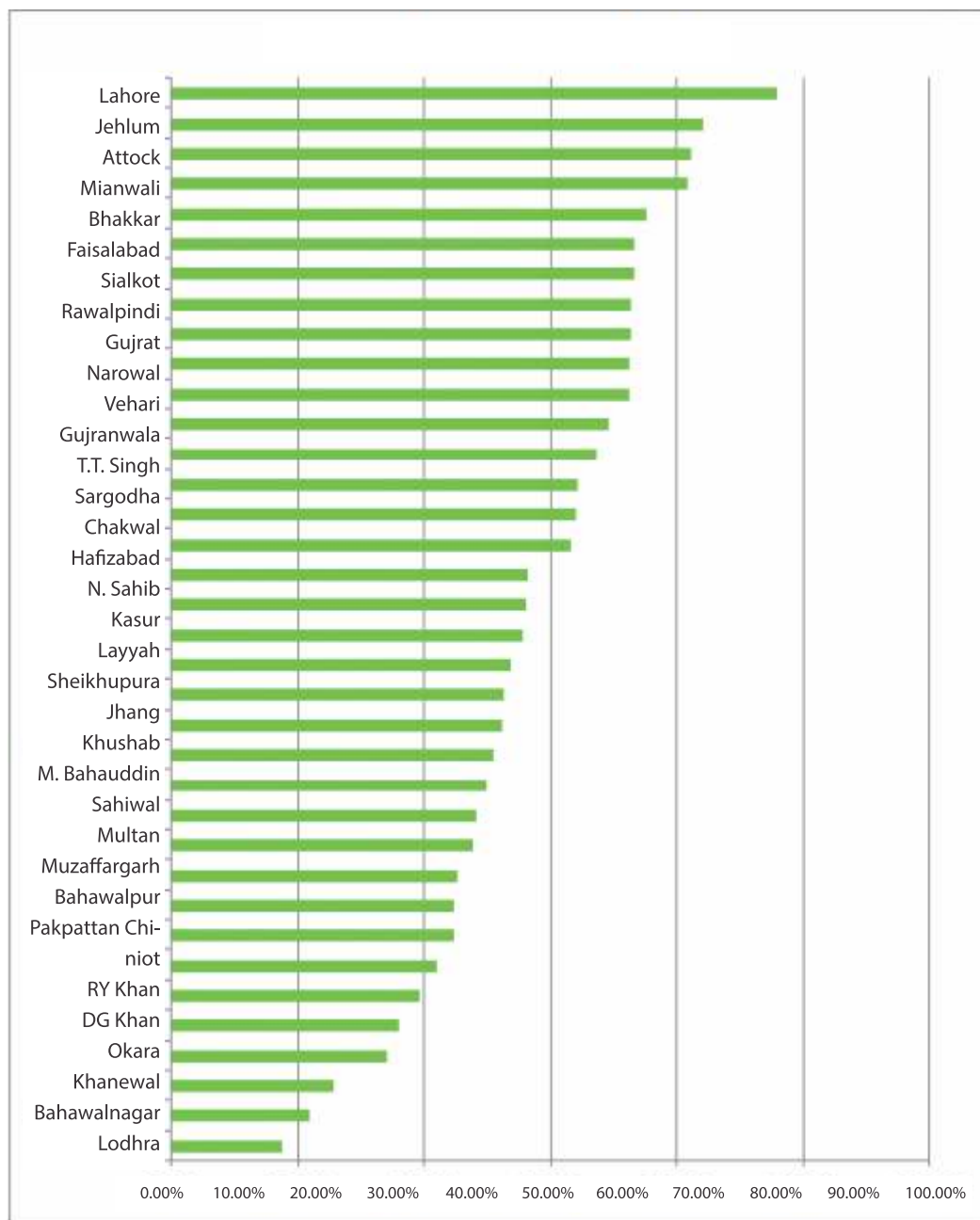
Results show that the highest conviction rate in Magistrates Court was in Hafizabad and lowest was in Chakwal. Lahore, which contributes the largest bulk of cases, had the second lowest conviction rate.

3.5 A Figure: Conviction Rate in Magistrates Courts



In the Sessions Court Lahore, which again contributes the largest number of cases (in terms of trials disposed off), had the highest conviction rate. The lowest conviction rate was in Lodhran. The highest number of net conviction in Sessions Cases was obtained in Faisalabad (1134).

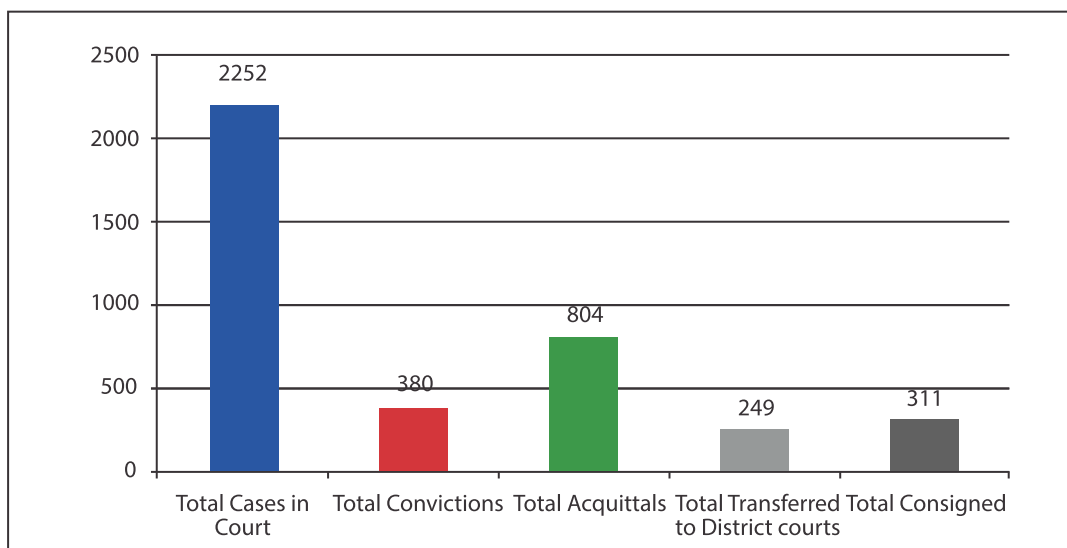
3.5 B Figure: Conviction Rate in Sessions Courts



Outcomes in Anti-Terrorism Courts

Out of 1184 cases finally decided by the fourteen Anti-Terrorism Courts in the Province, 380 cases resulted in a conviction (32.09%).

3.5 C Figure: Disposals in Anti-Terrorism Courts, 2015



Number of Appeals filed by Prosecution in Courts of Punjab / Supreme Court:

Name of the Court	2015 (01-01-2015 to 31-12-2015)	
District Court, Punjab		41
Lahore High Court	Cases Triable by Sessions Court	58
	Cases Triable by MS-30 / MIC	3
	Cases Triable by ATC	45
	Cases Triable by ACC	27
	Cases Triable by Drug Court	3
Supreme Court of Pakistan		38
TOTAL		215

Number of Revisions filed by Prosecution in Courts of Punjab:

Name of the Court	2015 (01-01-2015 to 31-12-2015)		
	Total Filed	Dismissed	Allowed
District Courts, Punjab	609	76	88
Lahore High Court, Lahore	15	13	2
Lahore High Court, Rawalpindi Bench	0	0	0
Lahore High Court, Multan Bench	1	1	0
Lahore High Court, Bahawalpur Bench	4	4	0
Total	629	94	90

4. Standards and Methodology of Assessing Performance

4.1 Standards

The CPS applied the following tests for prosecutorial decision making during 2015:

Para 4.2, Code of Conduct for Prosecutors, 2012: In the institution of criminal proceedings, they will proceed only when a case is well-founded upon evidence reasonably believed to be reliable and admissible, and will not continue with a prosecution in the absence of such evidence; throughout the course of the proceedings, the case will be firmly but fairly prosecuted; and not beyond what is indicated by the evidence.

Guideline 3.1, Prosecutorial Decision Making Guidelines: The evidential test requires the prosecutor to ask whether there is a realistic prospect of conviction (it is more likely than not that the accused will be convicted). If there is not a realistic prospect of conviction the case cannot, and must not, go ahead

Guideline 4.1: Where there is a realistic prospect of conviction, the prosecutor is required to consider whether it is in accordance with public interest to prosecute the Public Interest test. All prosecutions are in public interest unless there are factors in existence that require a prosecution may not be made

4.2 Methodology

The following methods are used to assess performance of the Service.

4.2.1 Ensuring Excellence Through Monitoring Service

The Service maintains standards both through internal checks and controls and through external inspections conducted by the Monitoring Service. Non-compliance with instructions, internal standards and guidelines, and statutory requirements are identified and recorded during the investigation of complaints and the processing of appeals/revisions against court decisions. Corrective actions based upon the reports of the Monitoring Service are taken by the Prosecution Department.

In 2015, the Monitoring Service conducted 45 inspections involving the work of 138 prosecutors (14% of the available strength). The Monitoring Service reported less than satisfactory compliance with prosecutorial standards and guidelines.

4.2.2 Use of Information Technology

The CPS has been steadily introducing information technology over the past two years and has supplied 235 laptops procured by the Department to Prosecutors. It has also agreed with the Department to introduce a computerized Prosecution Case Flow Management System, which digitizes key prosecutorial decisions and allows for the consistent and effective monitoring of various aspects of prosecutorial work. By the end of 2015 the Software had been deployed and was being test run at the Center for Professional Development of Prosecutors.

The Case Flow Management System tracks progress against 50+ indicators and records all key prosecutorial decisions in a case. The internally designed system can produce both individual and institutional progress reports. It is also capable of the electronic filing of cases in court. The CFMS is the most advanced case flow management system in the country.

5. Expenses and Budget

5.1 Budget

The Budget of the CPS in 2014-2015 was Rs 1,215,078,000 (Rs 1215.078 million). Out of this amount Rs 1,149,766,000 (Rs 1,149.766 million) was allocated for salary and Rs 65,312,000 (Rs 65.312 million) was allocated for non-salary expenses. Non-salary budget was 5.38% of the total budget.

5.2 Human Resource - Prosecutors

The CPS had 982 working prosecutors on 31.12.2015. The total number of working prosecutors and sanctioned posts is as follows:

Designation of Prosecutor	Sanctioned posts	Filled posts	Vacant posts
Assistant District Public Prosecutor	796	640	156
Deputy District Public Prosecutor	328	284	44
Deputy Prosecutor General	68	23	45
District Public Prosecutor	53	26	27
Additional Prosecutor General	18	9	9
Prosecutor General	1	1	0
Total	1264	983	281

5.2.1 Gender

CPS values the significant role that women play in the criminal administration of justice. A total of 89 female prosecutors (9.05%) were working in the Department on 31-12-2015. Rank wise distribution of female prosecutors was DPP,1; DDPP,17; DPG,1; and ADPP, 70.

5.3 Human Resource Support Staff

The CPS is supported by a number of non-prosecuting staff. This staff supports prosecutors in the performance of their professional functions. Detail of staff in 2015 was as follows:

Name of post	BS	Sanctioned posts	Filled posts	Vacant posts
Director General	20	1	0	1
Director (A&F)	19	1	0	1
Director (HR)	18	1	0	1
Deputy Director	18	2	0	2
Assistant Director	17	3	0	2
Private Secretary	17	1	0	1
Superintendent	16	44	8	36
Senior Data Processor	16	1	1	0
Personal Assistant	16	35	19	16
Assistant	14	56	42	14
Stenographer	14	60	28	32
Data Entry Operator	12	2	2	0
Cashier	11	1	0	1
Accountant	11	1	0	1
Senior Clerk	9	105	0	105
Junior Clerk	7	966	941	25
Drivers	4	35	26	9
Dispatch Riders	4	5	4	1
<i>Naib Qasid</i>	1	925	910	15
Gardener	1	1	1	0
Guard	1	2	1	1
Sweeper	1	2	1	1
Total		2250	1984	266

The ratio of support staff to prosecutors was 1:2

5.4 Value for Money

Cost in terms of cases submitted in Court was Rs. 4,131 per case (Rs. 1,215,078,000/294136). Cost in terms of a conviction was Rs. 16,110.6 (Rs. 1,215,078,000/75,421). The CPS therefore provides very good value for money.

6. Professional Development

6.1 Training and Skill Development

The Center for Professional Development of Public Prosecutors, which is a separate organization working under the Prosecution Department, undertakes Training. The CPD was established in September 2014 and it provided training to 68 prosecutors in 2015. Additional trainings were provided under the arrangements of the Counter Terrorism Associated Prosecutorial Reform Initiative (CAPRI) and the US Department of Justice.

6.2 Trainings Provided

In 2015, 124 prosecutors were provided training. 10 of these prosecutors were trained internationally whereas the rest received training within Pakistan.

Details of training activities within Pakistan are as follows:

Subject	Duration	Training Venue	Training provided by	Number of participants
Counter Terrorism Awareness	12 weeks	MPDD	CAPRI	10 (All DDPPs)
Advocacy Skills	4 days	Margalla Hotel, Islamabad	CAPRI	19(DPG, DDPP, ADPP)
Master Training Program	1 week	MPDD	BHC/IKTAR	7 (APG, DDPP, ADPP)
Master Training Program	1 week	MPDD	BHC/IKTAR	10 (APG, DDPP, ADPP)
Case Review	3 days	CPD	CPD	15 (DPG, DDPP, ADPP)
Case Review	3 days	CPD	CPD	14 (DPG, DDPP, ADPP)
Case Review	3 days	CPD	CPD	14 (DPG, DDPP, ADPP)
Case Review	3 days	CPD	CPD	13 (DPG, DDPP, ADPP)
CFMS use and operation	1 day	CPD	CPD	12 (DPG, DDPP)

Details of International Trainings are as follows:

Subject	Duration	Training Venue	Training provided by	Number of participants
Senior Prosecutors Conference	4 days	Bangkok, Thailand	USDOJ	5
International Advocacy Course	6 days	Keble College, University of Oxford	CAPRI	3
Exchange Program for Female Prosecutors	17 days	USA	USDOJ	3





Abbreviations

ACB	Applications for Cancellation of Bail
ADPP	Assistant District Public Prosecutor
APG	Additional Prosecutor General
BHC	British High Commission
CAPRI	Counter Terrorism Associated Prosecutorial Reform Initiative
CFMS	Caseflow Management System
CPD	Center for Professional Development
CPS	(Punjab) Criminal Prosecution Service
DDPP	Deputy District Public Prosecutor
DPG	Deputy Prosecutor General
D.G. Khan	Dera Ghazi Khan
M.B.Din	Mandi Bahauddin
NA	Not Available
R Y Khan	Rahim Yar Khan
SKP	Sheikhupura
T.T.Singh	Toba Tek Singh
USDOJ	US Department of Justice

Glossary of Terms

Case in Court	A case in which persons have been charged
Case consigned to record	Cases no more tried by the Court due to absence of prosecution witnesses, or absconson of accused. These cases can be theoretically recalled and tried
<i>Challan</i>	Cases in which one or more persons are recommended to stand trial
Trials disposed off	Cases decided or consigned to record by the Court

PUNJAB CRIMINAL PROSECUTION SERVICE
Government Of Punjab

 Kasuri Tower, 4-Fane Road, Lahore.
 +92 42 99211054-5  psopgpg@gmail.com  www.pg.punjab.gov.pk

