

PUNJAB CRIMINAL PROSECUTION SERVICE

ANNUAL REPORT
2016

This Report has been prepared with the assistance of the
European Union Punjab Access to Justice (EU-PA2J) Project.

Table of Contents

Message from Advisor to Chief Minister, Punjab	4
Message from Secretary, Public Prosecution Department, Punjab	5
Message from Prosecutor General, Punjab	6
Institutional Vision, Mission and Values	7
1. Mandate and Functions	8
1.1 Mandate	8
1.2 Investigation Agencies	8
2. Institutional Arrangements	10
2.1 Structure and Governance Arrangements	10
3. Performance during the Criminal Process	11
3.1 Role and Functions during the Criminal Process	11
3.2 Early Information	12
3.3 Remands and Discharge Orders	20
3.4 Bail Applications	22
3.5 Review of Police Cases	27
3.6 Court-based Performance	37
4. Performance Management	52
4.1 Standards	52
4.2 Ensuring Excellence	52
4.3 Use of Information Technology	53
5. Resources	54
5.1 Budget	54
5.2 Prosecutors	54
5.3 Support Staff	54
5.4 Gender Distribution	55
5.5 Value for Money	56
5.6 Training	56
Note for 2015	58
Glossary of Terms	62
Abbreviations	63

Message from Advisor to Chief Minister, Punjab

The Government is very pleased to note the progress that the Prosecution Service has made over the past three years. In this regard special mention must be made of its efforts to digitize information, set standards and ensure compliance with them.

The Government is committed to making the Punjab Criminal Prosecution Service as first class service which attends to all - accused persons, witnesses and victims, in accordance with law. The focus of the Government is to ensure correct determinations while ensuring rights.

Lastly, I am happy to note that this year's report carries more information than the last. I am hopeful this information will be used by all justice sector actors including prosecutors to make improvements.

Rana Maqbool Ahmad
Advisor to Chief Minister, Punjab

Message from Secretary, Public Prosecution Department, Punjab

I am very pleased to receive the 2016 Annual Report from the Prosecution Service. The report reveals slightly higher workloads but also reveals an extra effort to deal with them. It is also heartening to note that Prosecutors have started exercising their powers more responsibly and make all-out efforts to ensure that unfit cases are not prosecuted.

The beginning of this year also saw the enforcement of a new Code of Conduct which obliges prosecutors to apply prosecutorial tests robustly and effectively and be in charge of their cases. The Government is hopeful that prosecutors will understand the need of the Code and will work to implement the Code.

On its part, Government will continue to provide a better work environment to prosecutors and will provide them more opportunities for training at all levels. The Department is hopeful that the Prosecution Service will also work to improve the confidence of the public in the administration of criminal justice in the province.

Syed Ali Murtaza Shah
Secretary to the Government of Punjab

Message from Prosecutor General, Punjab

I am honored to submit the 2016 Annual Report of the Prosecution Service to the Government of Punjab. This year the CPS received over 310,000 cases from the police and other investigation agencies. Prosecutors achieved a net conviction rate of over 58.5% in these cases. This year the CPS issued its new Code of Conduct with the approval of the Government which requires prosecutors to always act in the interest of justice and not solely for the purposes of obtaining a conviction. It also requires them to ensure that relevant evidence is put before the court, disclosure obligations are met and the law is properly applied.

The CPS has asked all prosecutors to make themselves familiar with the provisions of the Code and to ensure the application of its provisions in all cases. I have also instructed prosecutors to assist investigators in accordance with law and procedure. I am hopeful this will further improve coordination between police and prosecutors and will improve the availability of justice in the courts.

The CPS is thankful to the Government for its continuous support in improving the prosecution framework and in improving the work environment for prosecutors. The CPS assures the Government that it will make all possible efforts to build and sustain the confidence of the public in the administration of criminal justice in the province.

Syed Ihtesham Qadir Shah
Prosecutor General, Punjab

Institutional Vision, Mission and Values

CPS Vision

Our vision is to have a prosecution service which has the trust and confidence of the people in its ability to bring offenders to justice in ways that are compatible with human rights.

CPS Mission

Our mission is to prosecute those brought before the courts in a manner that the rights of all persons involved in criminal actions are protected and provided for.

CPS Values

The CPS adheres to all values of justice and fairness. In particular, the Criminal Prosecution Service adheres to and works to uphold the following core values:

Rule of law

- *Promoting a culture where all persons are treated fairly and in accordance with law*
- *Consistency in decision making*

Protecting human rights

- *Supporting correct determinations in ways that are compatible with human rights*
- *Defending and upholding the rights of criminal defendants to a fair trial*
- *Protecting the rights of victims and witnesses*

Bringing offenders to Justice

- *Dealing with alleged offenders in ways that reflect the facts and circumstances of the case as determined by the evidence*
- *Consistent and fairer sentencing*

Excellence

- *Enabling prosecutors to take their decisions to the highest standards of excellence*

Accountability

- *Being accountable to the people and the law*
- *Being transparent in decision making and providing information freely in so far as is consistent with the rights of the person involved*

1. Mandate and Functions

1.1 Mandate

The Prosecution Service is charged with the duty of prosecuting offenders brought before the courts by the provincial investigating agencies. This function includes assessing and advising the courts whether a police case is fit for trial or whether a case in court should continue to be prosecuted. The Prosecution Service is a key part of criminal process and ensures that unwarranted prosecutions are neither filed nor continued in court.

A detailed list of functions and duties of the prosecutors as contained in the Punjab Criminal Prosecution Service Act 2006, the Code of Criminal Procedure and the Code of Conduct is as follows:

- a) To advise and guide the police and other investigating agencies in the conduct of investigations both generally and in individual cases
- b) To independently and objectively review every prosecution case prior to trial and take prosecution decisions based on the review of the case
- c) To prosecute alleged offenders on the basis of the evidence before them and to the extent justified by it and any relevant public interest considerations
- d) To withdraw and/or terminate prosecutions where a charge cannot be sustained either on the basis of evidence and/or the public interest
- e) To challenge judicial determinations including sentences before an appeal court where a determination is not in accordance with the law and/or the facts of the case
- f) To seek the opinion of the Court in appropriate cases pertaining to commutation of sentence¹

1.2 Investigation Agencies

The Prosecution Service prosecutes cases investigated by the following agencies:

- a. Punjab Police
- b. Border Military Police (BMP)
- c. Anti-Corruption Establishment (ACE)
- d. Punjab Quality Control Board (PQCB)
- e. Punjab Food Authority (PFA)
- f. Lahore Development Authority (LDA), and
- g. Environmental Protection Agency (EPA)

¹See Section 401 of the Code of Criminal Procedure

The Number of cases received from these agencies are as follows:

Agency	Number of cases	Remarks
Police	302143	
BMP	219	
ACE	1990	
PQCB/DQCB	5723	Including 539 FIRs
PFA	923	Including 546 FIRs
EPA	0	No Complaint filed in Tribunal

2. Institutional Arrangements

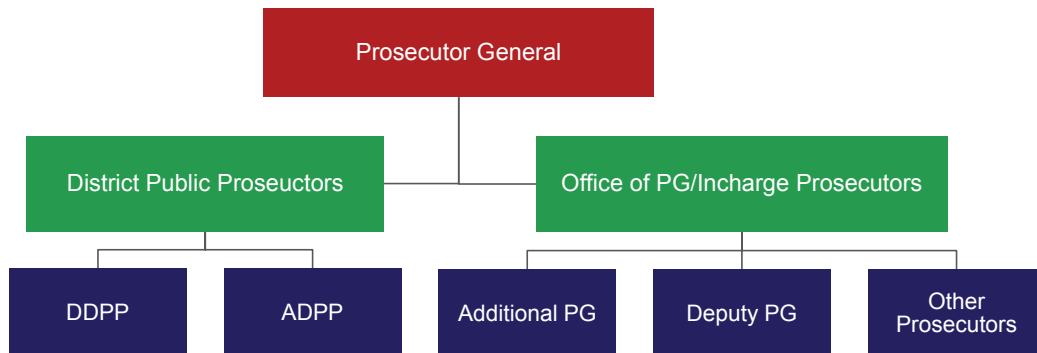
2.1 Structure and Governance Arrangements

The Criminal Prosecution Service (CPS) is an attached department of the Prosecution Department, Government of Punjab. The Department is responsible for ensuring that the CPS delivers its mandate in accordance with law and standards set by the Code of Conduct.

The Prosecutor General is the head of the Criminal Prosecution Service. He is responsible for administering the Service and delivery of prosecutorial services in accordance with law, standards set by the Code of Conduct and guidance issued by the Prosecutor General from time to time.

Prosecutors are appointed in two cadres: District based prosecutors and Superior court prosecutors. While there is no restriction on the right of appearance of the two cadres in any court, superior court prosecutors generally do not appear in Sessions or Magistrates court cases.

Prosecutors in districts report to the District Public Prosecutors who are the senior most prosecutors in a district. Prosecutors working in the superior courts report to the Prosecutor General directly or through their respective managers (in charge prosecutors in regional offices).

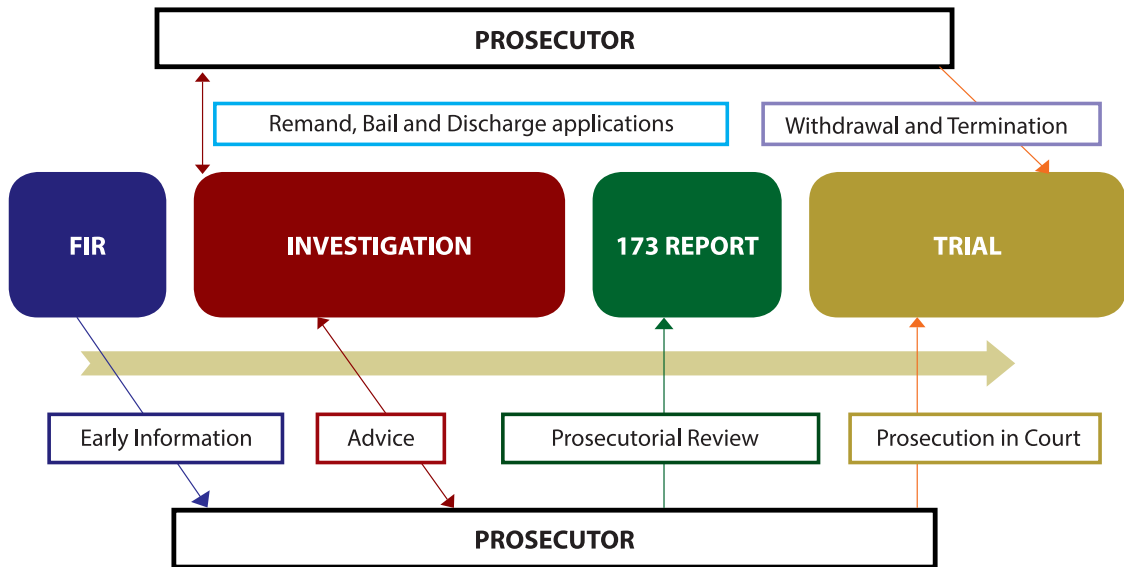


3. Performance During the Criminal Process

3.1 Role and Functions During the Criminal Process

The CPS performs a number of roles and functions during various parts of the criminal process. The various functions performed by Prosecutors are as follows:

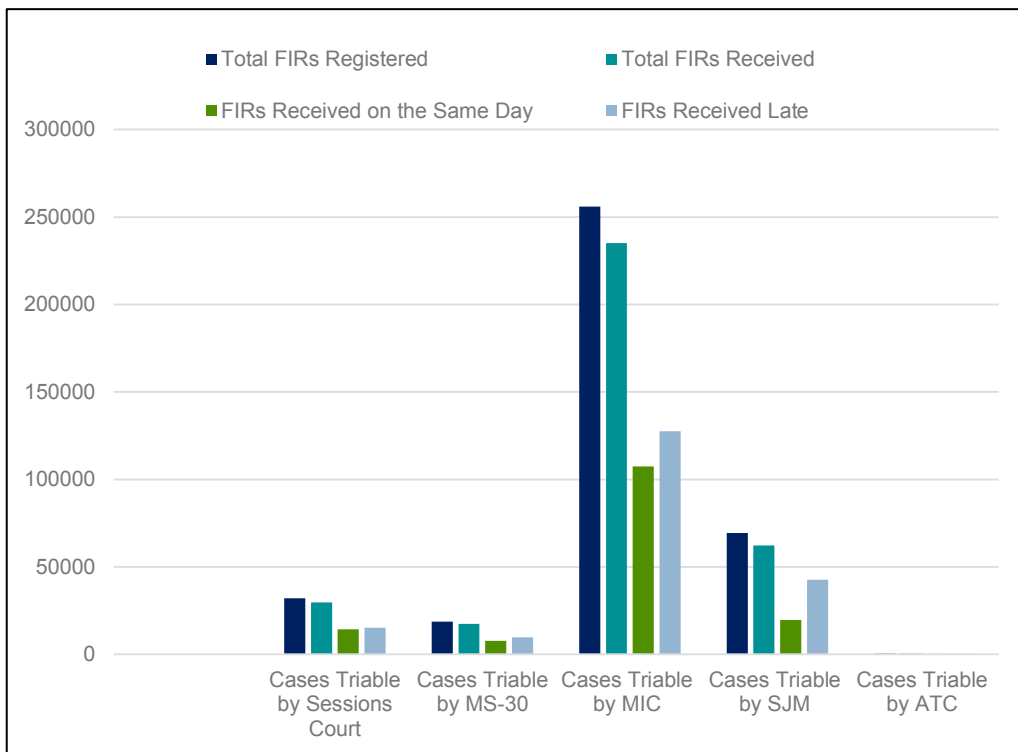
- provision of advice and guidance to the police during investigation;
- rectification and removal of evidential weakness;
- determining whether charges can be filed;
- provision of advice on charging;
- making sure that no unwarranted or unfair prosecutions are continued;
- helping the court determine an appropriate sentence; and
- setting right any failures in the dispensation of justice.



3.2 Early Information

The CPS Act requires that a copy of the FIR be made available to the Prosecutor immediately on registration². Early information enables Prosecutors to offer advice and guidance in serious or difficult matters and to keep a check on the progress of cases. In 2016, prosecutors received 39.64 % of the FIRs on the same day and 51.97 % of the FIRs on a later day (total 91.62%). 8.37% FIRs were not received. The districts where the complete numbers of FIRs were not received were Attock, Bahawalpur, Bhakkar, Chakwal, Chiniot, Faisalabad, Gujrat, Jhang, Kasur, Lahore, M.B.Din, Mianwali, Narowal, Okara, Pakpattan, Rajanpur and Rawalpindi.

Table: Number of FIRs Received, 2016



²This was erroneously stated to be a requirement of the Code of Criminal Procedure in the Annual report, 2015

Districts	Category of Cases	Total FIRs Registered	Total FIRs Received	FIRs Received on the Same Day	FIRs Received Late
Attock	Cases Triable by Sessions Court	777	772	627	145
	Cases Triable by MS-30	356	356	312	44
	Cases Triable by MIC	2139	2117	1626	491
	Cases Triable by SJM	252	252	245	7
	Cases Triable by ATC	16	16	14	2
	Total	3540	3513	2824	689
Bahawalpur	Cases Triable by Sessions Court	822	819	819	0
	Cases Triable by MS-30	273	273	273	0
	Cases Triable by MIC	5306	5301	5301	0
	Cases Triable by SJM	1016	1016	1016	0
	Cases Triable by ATC	12	12	12	0
	Total	7429	7421	7421	0
Bahawalnagar	Cases Triable by Sessions Court	812	812	812	0
	Cases Triable by MS-30	388	388	388	0
	Cases Triable by MIC	6683	6683	6683	0
	Cases Triable by SJM	1802	1802	1802	0
	Cases Triable by ATC	4	4	4	0
	Total	9689	9689	9689	0
Bhakkar	Cases Triable by Sessions Court	335	285	285	0
	Cases Triable by MS-30	113	97	97	0
	Cases Triable by MIC	2649	2583	2583	0
	Cases Triable by SJM	206	193	193	0
	Cases Triable by ATC	0	0	0	0
	Total	3303	3158	3158	0
Chakwal	Cases Triable by Sessions Court	352	352	352	0
	Cases Triable by MS-30	131	131	131	0
	Cases Triable by MIC	1769	1769	1769	0
	Cases Triable by SJM	224	224	224	0
	Cases Triable by ATC	3	0	0	0
	Total	2479	2476	2476	0
Chiniot	Cases Triable by Sessions Court	439	437	257	180
	Cases Triable by MS-30	159	159	97	62
	Cases Triable by MIC	4677	4637	3026	1611
	Cases Triable by SJM	123	123	75	48
	Cases Triable by ATC	0	0	0	0
	Total	5398	5356	3455	1901

Districts	Category of Cases	Total FIRs Registered	Total FIRs Received	FIRs Received on the Same Day	FIRs Received Late
D.G.Khan	Cases Triable by Sessions Court	491	491	0	491
	Cases Triable by MS-30	287	287	0	287
	Cases Triable by MIC	4250	4250	0	4250
	Cases Triable by SJM	1303	1303	0	1303
	Cases Triable by ATC	0	0	0	0
	Total	6331	6331	0	6331
Faisalabad	Cases Triable by Sessions Court	2835	1666	0	1666
	Cases Triable by MS-30	653	450	0	450
	Cases Triable by MIC	20334	10689	0	10689
	Cases Triable by SJM	8090	4576	0	4576
	Cases Triable by ATC	0	0	0	0
	Total	31912	17381	0	17381
Gujranwala	Cases Triable by Sessions Court	1723	1723	1723	0
	Cases Triable by MS-30	532	532	532	0
	Cases Triable by MIC	13098	13098	13098	0
	Cases Triable by SJM	2930	2930	2930	0
	Cases Triable by ATC	9	9	9	0
	Total	18292	18292	18292	0
Gujrat	Cases Triable by Sessions Court	1209	1186	0	1186
	Cases Triable by MS-30	393	382	0	382
	Cases Triable by MIC	6749	6704	0	6704
	Cases Triable by SJM	1846	1818	0	1818
	Cases Triable by ATC	11	9	0	9
	Total	10208	10099	0	10099
Hafizabad	Cases Triable by Sessions Court	542	542	542	0
	Cases Triable by MS-30	198	198	198	0
	Cases Triable by MIC	3350	3350	3350	0
	Cases Triable by SJM	635	635	635	0
	Cases Triable by ATC	4	4	4	0
	Total	4729	4729	4729	0
Jhang	Cases Triable by Sessions Court	626	619	494	125
	Cases Triable by MS-30	267	267	207	60
	Cases Triable by MIC	4524	4411	3550	861
	Cases Triable by SJM	1311	1285	1080	205
	Cases Triable by ATC	3	3	3	0
	Total	6731	6585	5334	1251

Districts	Category of Cases	Total FIRs Registered	Total FIRs Received	FIRs Received on the Same Day	FIRs Received Late
Jhelum	Cases Triable by Sessions Court	175	175	175	0
	Cases Triable by MS-30	731	731	731	0
	Cases Triable by MIC	1520	1520	1520	0
	Cases Triable by SJM	641	641	641	0
	Cases Triable by ATC	0	0	0	0
	Total	3067	3067	3067	0
Kasur	Cases Triable by Sessions Court	1576	1541	0	1541
	Cases Triable by MS-30	413	394	0	394
	Cases Triable by MIC	8072	7741	0	7741
	Cases Triable by SJM	5033	4913	0	4913
	Cases Triable by ATC	5	5	0	5
	Total	15099	14594	0	14594
Khushab	Cases Triable by Sessions Court	441	441	401	40
	Cases Triable by MS-30	428	428	371	57
	Cases Triable by MIC	2400	2400	2151	249
	Cases Triable by SJM	0	0	0	0
	Cases Triable by ATC	11	11	11	0
	Total	3280	3280	2934	346
Khanewal	Cases Triable by Sessions Court	748	748	509	239
	Cases Triable by MS-30	272	272	208	64
	Cases Triable by MIC	7542	7542	6556	986
	Cases Triable by SJM	0	0	0	0
	Cases Triable by ATC	0	0	0	0
	Total	8562	8562	7273	1289
Lahore	Cases Triable by Sessions Court	2889	2890	13	2877
	Cases Triable by MS-30	2083	1897	0	1897
	Cases Triable by MIC	39436	36436	0	36436
	Cases Triable by SJM	19764	17981	0	17981
	Cases Triable by ATC	0	0	0	0
	Total	64172	59204	13	59191
Layyah	Cases Triable by Sessions Court	202	202	0	202
	Cases Triable by MS-30	216	216	0	216
	Cases Triable by MIC	2126	2126	0	2126
	Cases Triable by SJM	479	479	0	479
	Cases Triable by ATC	281	281	0	281
	Total	3304	3304	0	3304

Districts	Category of Cases	Total FIRs Registered	Total FIRs Received	FIRs Received on the Same Day	FIRs Received Late
Lodhran	Cases Triable by Sessions Court	318	318	191	127
	Cases Triable by MS-30	208	208	112	96
	Cases Triable by MIC	2453	2453	1226	1227
	Cases Triable by SJM	1259	1259	695	564
	Cases Triable by ATC	1	1	0	1
	Total	4239	4239	2224	2015
M.B.Din	Cases Triable by Sessions Court	403	395	328	67
	Cases Triable by MS-30	309	306	249	57
	Cases Triable by MIC	4480	4369	3704	665
	Cases Triable by SJM	30	30	13	17
	Cases Triable by ATC	0	0	0	0
	Total	5222	5100	4294	806
Multan	Cases Triable by Sessions Court	1312	1196	212	984
	Cases Triable by MS-30	828	742	35	707
	Cases Triable by MIC	12315	11892	901	10991
	Cases Triable by SJM	3387	3231	335	2896
	Cases Triable by ATC	8	2	0	2
	Total	17850	17063	1483	15580
Muzaffargarh	Cases Triable by Sessions Court	990	990	990	0
	Cases Triable by MS-30	629	629	629	0
	Cases Triable by MIC	5980	5980	5980	0
	Cases Triable by SJM	1847	1847	1847	0
	Cases Triable by ATC	0	0	0	0
	Total	9446	9446	9446	0
Mianwali	Cases Triable by Sessions Court	954	754	555	199
	Cases Triable by MS-30	754	657	495	162
	Cases Triable by MIC	3873	3723	3346	377
	Cases Triable by SJM	0	0	0	0
	Cases Triable by ATC	0	0	0	0
	Total	5581	5134	4396	738
Nankana Sahib	Cases Triable by Sessions Court	466	466	0	466
	Cases Triable by MS-30	124	124	0	124
	Cases Triable by MIC	4984	4984	0	4984
	Cases Triable by SJM	1540	1540	0	1540
	Cases Triable by ATC	4	4	0	4
	Total	7118	7118	0	7118

Districts	Category of Cases	Total FIRs Registered	Total FIRs Received	FIRs Received on the Same Day	FIRs Received Late
Narowal	Cases Triable by Sessions Court	225	170	158	12
	Cases Triable by MS-30	111	43	43	0
	Cases Triable by MIC	2012	982	982	0
	Cases Triable by SJM	217	125	112	13
	Cases Triable by ATC	0	0	0	0
	Total	2655	1320	1295	25
Okara	Cases Triable by Sessions Court	1279	1276	1276	0
	Cases Triable by MS-30	436	436	436	0
	Cases Triable by MIC	9188	9188	9154	34
	Cases Triable by SJM	1378	1377	1350	27
	Cases Triable by ATC	14	14	14	0
	Total	12295	12291	12230	61
Pakpattan	Cases Triable by Sessions Court	786	670	413	257
	Cases Triable by MS-30	325	282	218	64
	Cases Triable by MIC	5646	4393	3141	1252
	Cases Triable by SJM	0	0	0	0
	Cases Triable by ATC	0	0	0	0
	Total	6757	5345	3772	1573
Rajapur	Cases Triable by Sessions Court	403	25	0	25
	Cases Triable by MS-30	258	57	0	57
	Cases Triable by MIC	3659	210	0	210
	Cases Triable by SJM	552	54	0	54
	Cases Triable by ATC	7	5	0	5
	Total	4879	351	0	351
Rahim Y. Khan	Cases Triable by Sessions Court	728	728	588	140
	Cases Triable by MS-30	239	239	163	76
	Cases Triable by MIC	7975	7975	6350	1625
	Cases Triable by SJM	885	885	688	197
	Cases Triable by ATC	4	4	2	2
	Total	9831	9831	7791	2040
Rawalpindi	Cases Triable by Sessions Court	1868	1595	1595	0
	Cases Triable by MS-30	979	762	762	0
	Cases Triable by MIC	10255	9130	9130	0
	Cases Triable by SJM	5265	4465	4465	0
	Cases Triable by ATC	26	14	14	0
	Total	18393	15966	15966	0

Districts	Category of Cases	Total FIRs Registered	Total FIRs Received	FIRs Received on the Same Day	FIRs Received Late
Sialkot	Cases Triable by Sessions Court	1487	1487	0	1487
	Cases Triable by MS-30	3364	3364	0	3364
	Cases Triable by MIC	6238	6238	0	6238
	Cases Triable by SJM	2376	2376	0	2376
	Cases Triable by ATC	0	0	0	0
	Total	13465	13465	0	13465
Sheikhupura	Cases Triable by Sessions Court	947	947	0	947
	Cases Triable by MS-30	484	484	0	484
	Cases Triable by MIC	9894	9894	0	9894
	Cases Triable by SJM	1171	1171	0	1171
	Cases Triable by ATC	8	8	0	8
	Total	12504	12504	0	12504
Sargodha	Cases Triable by Sessions Court	1195	1195	110	1085
	Cases Triable by MS-30	337	337	46	291
	Cases Triable by MIC	9406	9406	816	8590
	Cases Triable by SJM	2794	2794	303	2491
	Cases Triable by ATC	0	0	0	9
	Total	13732	13732	1275	12457
Sahiwal	Cases Triable by Sessions Court	705	705	705	0
	Cases Triable by MS-30	6462	6462	6462	0
	Cases Triable by MIC	977	977	977	0
	Cases Triable by SJM	0	0	0	0
	Cases Triable by ATC	3	3	3	0
	Total	8771	8771	8771	0
T.T. Singh	Cases Triable by Sessions Court	360	360	360	0
	Cases Triable by MS-30	256	256	256	0
	Cases Triable by MIC	5053	5053	5053	0
	Cases Triable by SJM	0	0	0	0
	Cases Triable by ATC	0	0	0	0
	Total	5669	5669	5669	0
Vehari	Cases Triable by Sessions Court	769	769	0	769
	Cases Triable by MS-30	458	458	0	458
	Cases Triable by MIC	9372	9372	0	9372
	Cases Triable by SJM	0	0	0	0
	Cases Triable by ATC	0	0	0	0
	Total	10599	10599	0	10599

Districts	Category of Cases	Total FIRs Registered	Total FIRs Received	FIRs Received on the Same Day	FIRs Received Late
Total	Cases Triable by Sessions	32111	29699	14412	15257
	Cases Triable by MS-30	18697	17547	7694	9853
	Cases Triable by MIC	255959	235061	107458	127603
	Cases Triable by SJM	69333	62302	19626	42676
	Cases Triable by ATC	431	406	87	319
	Total	376531	344985	149277	195708

3.3 Remands and Discharge Orders

Police Remand is an authority granted by the Magistrate to the Police to detain a person in police custody for purposes of investigation. Police remands are sought and granted under section 167 of the Code of Criminal Procedure. Requests for remand are required to be made in Form 25.56(1) of the Police Rules. In 2016, Prosecutors forwarded 156,096 remand applications to the Magistrates.

Where evidence of culpability is not found against an arrested person he is required to be discharged. In 2010, the Police made discharge requests in 903 cases involving 990 persons. Prosecutors endorsed 766 requests out of 990 requests made (77.37 %).

Table: Remands and Discharges in Districts, 2016

District	Forwarding/Contesting remands				Forwarding/Contesting requests for discharge of accused			
	No. of Remands Forwarded	No. of Revisions Filed against Remand Orders	No. of Remands Forwarded		No. of Cases in which Discharge is Requested		No. of Accused persons for which Discharge Requested	No of Writs filed against Discharge Orders
			No of Revisions Accepted	No of Revisions Not Accepted	No. of Discharge Requests Endorsed	No. of Discharge Requests not Endorsed		
Attock	1859	0	0	0	0	0	0	0
Bahawalnagar	1497	0	0	0	0	0	0	0
Bahawalpur	1173	0	0	0	0	0	0	0
Bhakkar	425	4	4	0	2	2	4	0
Chakwal	423	1	1	0	0	0	0	0
Chiniot	2520	1	0	0	0	0	0	0
DG Khan	184	0	0	0	0	0	0	0
Faisalabad	7550	0	0	0	119	15	135	1
Gujranwala	6246	1	1	0	168	24	230	0
Gujrat	9447	0	0	0	0	0	0	2
Hafizabad	3243	0	0	0	24	3	39	0
Jhang	1579	0	0	0	9	0	9	0
Jhelum	1948	0	0	0	22	13	35	0
Kasur	5055	0	0	0	0	0	0	0
Khanewal	8019	0	0	0	0	0	0	0
Khushab	476	0	0	0	0	0	0	0
Lahore	42332	0	0	0	2	0	2	0
Layyah	1840	2	0	0	0	0	0	0
Lodhran	1835	0	0	0	14	4	19	0
M. Bahauddin	2907	1	0	0	26	5	44	0

District	Forwarding/Contesting remands				Forwarding/Contesting requests for discharge of accused			
	No. of Remands Forwarded	No. of Revisions Filed against Remand Orders	No. of Remands Forwarded		No. of Cases in which Discharge is Requested		No. of Accused persons for which Discharge Requested	No of Writs filed against Discharge Orders
			No of Revisions Accepted	No of Revisions Not Accepted	No. of Discharge Requests Endorsed	No. of Discharge Requests not Endorsed		
Mianwali	397	1	0	0	0	0	0	0
Multan	2186	1	1	0	15	11	28	0
Muzaffargarh	9490	0	0	0	23	56	79	0
N. Sahib	2562	0	0	0	0	0	0	0
Narowal	1063	4	0	0	0	1	1	0
Okara	2304	2	1	0	0	1	1	0
Pakpattan	1880	0	0	0	0	0	0	0
RY Khan	5460	0	0	0	0	0	0	0
Rajanpur	2449	0	0	0	0	0	0	0
Rawalpindi	477	2	0	0	53	2	64	0
Sahiwal	7260	4	0	1	0	0	0	0
Sargodha	4990	4	4	0	3	0	4	0
SKP	2189	0	0	0	0	0	0	0
Sialkot	7118	0	0	0	286	0	296	0
TT. Singh	626	0	0	0	0	0	0	0
Vehari	5087	0	0	0	0	0	0	0
Total	156096	28	12	1	766	137	990	3

3.4 Bail Applications

In 2016, prosecutors contested 268,732 applications for grant of bail in courts, out of which 103,777 (38.62%) applications were dismissed. The success rate of Cancellation of Bail applications was 15.44% (40 out of 259 applications).

Table: Bail Decisions, 2016

District	Nature of Bail	Number of applications decided	Dismissed	Allowed/Accepted		Cancellations	
				On merit	Compromise	Moved/ filed	Accepted
Attock	Pre Arrest	653	149	403	101	0	0
	Post- Arrest	1323	356	774	193	0	0
	Cancellation	4	2	2	0	0	0
	Total	1980	507	1179	294	0	0
Bahawalnagar	Pre Arrest	3511	1714	1000	797	0	0
	Post- Arrest	2847	981	1466	400	1	1
	Cancellation	1	0	1	0	0	0
	Total	6359	2695	2467	1197	1	1
Bahawalpur	Pre Arrest	4218	1591	1325	1302	28	5
	Post- Arrest	3515	1242	1251	1022	16	5
	Cancellation	0	0	0	0	0	0
	Total	7733	2833	2576	2324	44	10
Bhakkar	Pre Arrest	1957	1258	284	415	0	0
	Post- Arrest	986	298	328	360	2	1
	Cancellation	0	0	0	0	0	0
	Total	2943	1556	612	775	2	1
Chakwal	Pre Arrest	1468	158	891	419	0	0
	Post- Arrest	1185	114	519	552	0	0
	Cancellation	0	0	0	0	0	0
	Total	2653	272	1410	971	0	0
Chiniot	Pre Arrest	2408	1218	690	500	0	0
	Post- Arrest	2215	746	637	832	0	0
	Cancellation	1	1	0	0	0	0
	Total	4624	1965	1327	1332	0	0
DG Khan	Pre Arrest	3574	1410	1184	980	8	0
	Post- Arrest	1663	521	701	441	14	0
	Cancellation	6	6	0	0	0	0
	Total	5243	1937	1885	1421	22	0

District	Nature of Bail	Number of applications decided	Dismissed	Allowed/Accepted		Cancellations	
				On merit	Compromise	Moved/ filed	Accepted
Faisalabad	Pre Arrest	10255	5515	2601	2139	6	1
	Post- Arrest	7195	3477	1073	2645	20	16
	Cancellation	4	4	0	0	0	1
	Total	17454	8996	3674	4784	26	18
Gujranwala	Pre Arrest	5143	2327	1283	1533	0	0
	Post- Arrest	7503	2571	2150	2782	3	0
	Cancellation	0	0	0	0	0	0
	Total	12646	4898	3433	4315	3	0
Gujrat	Pre Arrest	23498	8916	240	14342	0	0
	Post- Arrest	7757	3312	1268	3177	0	0
	Cancellation	0	0	0	0	0	0
	Total	31255	12228	1508	17519	0	0
Hafizabad	Pre Arrest	2056	877	610	569	0	0
	Post- Arrest	3566	1808	1063	695	21	0
	Cancellation	0	0	0	0	0	0
	Total	5622	2685	1673	1264	21	0
Jhang	Pre Arrest	1498	705	578	215	0	0
	Post- Arrest	3283	1103	1575	605	0	0
	Cancellation	0	0	0	0	0	0
	Total	4781	1808	2153	820	0	0
Jhelum	Pre Arrest	861	61	181	619	0	0
	Post- Arrest	574	86	93	395	0	0
	Cancellation	0	0	0	0	0	0
	Total	1435	147	274	1014	0	0
Kasur	Pre Arrest	4603	1640	2553	410	0	0
	Post- Arrest	2350	718	1441	191	0	0
	Cancellation	0	0	0	0	0	0
	Total	6953	2358	3994	601	0	0
Khanewal	Pre Arrest	1427	519	616	292	0	0
	Post- Arrest	1063	185	599	279	0	0
	Cancellation	0	0	0	0	0	0
	Total	2490	704	1215	571	0	0
Khushab	Pre Arrest	3333	1408	923	1002	0	0
	Post- Arrest	2351	796	954	601	0	0
	Cancellation	0	0	0	0	0	0
	Total	5684	2204	1877	1603	0	0

District	Nature of Bail	Number of applications decided	Dismissed	Allowed/Accepted		Cancellations	
				On merit	Compromise	Moved/ filed	Accepted
Layyah	Pre Arrest	1380	445	408	527	6	6
	Post- Arrest	1340	422	484	434	0	0
	Cancellation	0	0	0	0	0	0
	Total	2720	867	892	961	6	6
Lodhran	Pre Arrest	2114	1095	158	861	0	0
	Post- Arrest	1508	525	563	420	1	0
	Cancellation	0	0	0	0	0	0
	Total	3622	1620	721	1281	1	0
M. Bahauddin	Pre Arrest	2191	1154	413	624	2	0
	Post- Arrest	1183	408	288	487	6	0
	Cancellation	0	0	0	0	0	0
	Total	3374	1562	701	1111	8	0
Mianwali	Pre Arrest	6374	2958	2302	1114	0	0
	Post- Arrest	5403	1401	3255	747	4	0
	Cancellation	0	0	0	0	0	0
	Total	11777	4359	5557	1861	4	0
Multan	Pre Arrest	4577	2225	754	1598	0	0
	Post- Arrest	3281	1713	431	1137	0	0
	Cancellation	0	0	0	0	0	0
	Total	7858	3938	1185	2735	0	0
Muzaffargarh	Pre Arrest	1959	506	1272	181	0	0
	Post- Arrest	1767	514	1053	200	0	0
	Cancellation	0	0	0	0	0	0
	Total	3726	1020	2325	381	0	0
Nankana Sahib	Pre Arrest	3247	633	2164	450	2	0
	Post- Arrest	1994	338	1445	211	4	0
	Cancellation	0	0	0	0	0	0
	Total	5241	971	3609	661	6	0
Narowal	Pre-Arrest	1595	519	792	284	0	0
	Post- Arrest	1029	219	620	190	0	1
	Cancellation	4	4	0	0	0	0
	Total	2628	742	1412	474	0	1
Okara	Pre-Arrest	8100	5415	2153	532	3	0
	Post- Arrest	5049	1643	3005	401	6	0
	Cancellation	0	0	0	0	0	0
	Total	13149	7058	5158	933	9	0

District	Nature of Bail	Number of applications decided	Dismissed	Allowed/Accepted		Cancellations	
				On merit	Compromise	Moved/ filed	Accepted
Pakpattan	Pre-Arrest	3514	987	1472	1055	1	0
	Post- Arrest	0	0	0	0	0	0
	Cancellation	0	0	0	0	0	0
	Total	3514	987	1472	1055	1	0
R. Y. Khan	Pre-Arrest	1720	768	274	678	0	0
	Post- Arrest	1145	495	196	454	7	0
	Cancellation	0	0	0	0	0	0
	Total	2865	1263	470	1132	7	0
Rajapur	Pre-Arrest	3372	2052	252	1068	0	0
	Post- Arrest	1716	804	180	732	2	1
	Cancellation	0	0	0	0	0	0
	Total	5088	2856	432	1800	2	1
Rawalpindi	Pre-Arrest	3820	1320	1857	643	0	0
	Post- Arrest	5856	1829	3359	668	3	0
	Cancellation	24	21	3	0	0	0
	Total	9700	3170	5219	1311	3	0
Sahiwal	Pre-Arrest	3926	1338	1292	1296	0	0
	Post- Arrest	5978	1568	2340	2070	5	0
	Cancellation	0	0	0	0	0	0
	Total	9904	2906	3632	3366	5	0
Sargodha	Pre Arrest	6750	3392	1199	2159	0	0
	Post- Arrest	3555	1648	540	1367	0	0
	Cancellation	0	0	0	0	0	0
	Total	10305	5040	1739	3526	0	0
Sheikhupura	Pre-Arrest	2465	1229	294	942	2	0
	Post- Arrest	3478	1725		1289	0	0
	Cancellation	0	0	0	0	1	0
	Total	5943	2954	758	2231	3	0
Sialkot	Pre-Arrest	3405	1542	589	1274	2	0
	Post- Arrest	3393	1121	1023	1249	6	0
	Cancellation	5	5	0	0	0	0
	Total	6803	2668	1612	2523	8	0
TT. Singh	Pre Arrest	1962	1066	433	463	0	0
	Post- Arrest	830	355	224	251	0	0
	Cancellation	0	0	0	0	0	0
	Total	2792	1421	657	714	0	0

District	Nature of Bail	Number of applications decided	Dismissed	Allowed/Accepted		Cancellations	
				On merit	Compromise	Moved/ filed	Accepted
Vehari	Pre-Arrest	2257	1432	400	425	2	0
	Post- Arrest	1653	468	657	528	4	1
	Cancellation	0	0	0	0	0	0
	Total	3910	1900	1057	953	6	1
Total	Pre-Arrest	147067	64773	37714	44580	109	13
	Post- Arrest	121615	38960	50281	32374	149	26
	Cancellation	50	44	6	0	1	1
	Grant Total	268732	103777	88001	76954	259	40

3.5 Review of Police cases

Prosecutors review police cases at two stages: first when they receive the police file; secondly when they send the case to Court. The first stage may be skipped if the prosecutor thinks that there is nothing that the police can clarify, add or respond to. The first review is issued as a memorandum under section 9(5) of the CPS Act read with Para 4 of the Code of Conduct for Prosecutors, 2016. The second review, which is the formal assessment of the prosecutor regarding the police case, is issued in the form of a report under section 9(7) of the CPS Act. This review enables the Prosecution Service to assess prosecutorial performance in court. Currently, prosecutors have no formal control over charging decisions and the Review therefore does not lead to a prosecution being declined (although courts have started to rely on it increasingly). Till such time as the charging decisions are given to prosecutors, the CPS would like to see courts give more consideration to the assessment of prosecutors.

In 2016, prosecutors issued 267,998 reports under section 9(5) and 48,743 reports under section 9(7) of the CPS Act. The number of 9(7) reports issued were 15.60% of the total number of reports submitted in court (48,743/312,259). In 2016, prosecutors issued 11,918 more section 9(7) reports than they did in 2015. In 2016 prosecutors recommended that charges should not be issued in 21,590 police cases (being unfit for trial) as opposed to 17,955 in 2015³.

Table: Reviews by Prosecutors in 2016

District	Type of Police Report	Total reports returned to police for rectification	No of Reports u/s 9(5) issued to police	No of Reports u/s 173 submitted in court	No of Reports u/s 9(7) submitted in court	No of Cases wherein Trial Recommended	No of cases wherein Trial not Recommended	No of communications issued to police regrading		
								Rectification / Non Rectification Objections	Defective Investigations	Late Submission of Police Reports
Attock	Interim report	1	0	138	0	138	0	0	13	0
	Challan –Incomp.	4	904	978	624	977	1	0	14	0
	Challan- suppl.	0	178	190	42	190	0	0	0	0
	Challan-complete	7	1669	1793	106	1793	0	0	12	1
	Cancell. report	0	79	81	3	81	0	0	0	0
	Untraced Report	0	37	40	3	40	0	0	0	0
	Report u/s 512	0	32	40	6	40	0	0	0	0
	Total	12	2899	3260	784	3259	1	0	39	1

³The cases where charges were not recommended during year.

District	Type of Police Report	Total reports returned to police for rectification	No of Reports u/s 9(6) issued to police	No of Reports u/s 173 submitted in court	No of Reports u/s 9(7) submitted in court	No of Cases wherein Trial Recommended	No of cases wherein Trial not Recommended	No of communications issued to police regrading		
								Rectification / Non Rectification Objections	Defective Investigations	Late Submission of Police Reports
	Interim report	0	54	55	0	14	41	0	0	0
	Challan –Incomp.	235	2642	2407	557	2406	1	2	17	3
	Challan- suppl.	33	526	493	54	493	0	0	0	0
	Challan-complete	132	2817	2685	94	2685	0	0	1	2
	Cancell. report	48	618	570	110	42	528	0	0	1
	Untraced Report	5	255	251	2	251	0	0	0	0
	Report u/s 512	20	434	414	19	62	352	0	0	0
Total	473	7346	6875	836	5953	922	2	18	6	
Bahawalpur	Interim report	0	121	310	0	310	0	0	1	0
	Challan –Incomp.	10	2695	2685	617	2685	0	16	90	103
	Challan- suppl.	0	1123	1123	37	1123	0	1	1	0
	Challan-complete	3	4424	4421	170	4421	0	9	26	41
	Cancell. report	0	691	691	77	0	691	1	9	15
	Untraced Report	0	74	74	0	74	0	1	2	0
	Report u/s 512	0	327	327	6	72	255	0	0	7
Total	13	9455	9631	907	8685	946	28	129	166	
Bhakkar	Interim report	0	0	0	0	0	0	0	0	0
	Challan –Incomp.	5	789	842	213	842	0	2	31	8
	Challan- suppl.	0	91	122	9	122	0	0	2	0
	Challan-complete	0	1339	1585	120	1585	0	0	9	5
	Cancell. report	2	97	126	24	126	0	4	6	6
	Untraced Report	3	26	27	0	27	0	0	0	0
	Report u/s 512	0	88	135	0	135	0	0	0	0
Total	10	2430	2837	366	2837	0	6	48	19	
Chakwal	Interim report	0	149	164	0	164	0	0	0	0
	Challan –Incomp.	5	627	683	148	683	0	0	0	0
	Challan- suppl.	0	94	101	15	101	0	0	0	0
	Challan-complete	0	1592	1740	43	1740	0	2	0	0
	Cancell. report	0	105	111	16	111	0	0	0	0
	Untraced Report	0	75	79	0	79	0	0	0	0
	Report u/s 512	0	63	63	7	63	0	0	0	0
Total	5	2705	2941	229	2941	0	2	0	0	

District	Type of Police Report	Total reports returned to police for rectification	No of Reports u/s 9(5) issued to police	No of Reports u/s 173 submitted in court	No of Reports u/s 9(7) submitted in court	No of Cases wherein Trial Recommended	No of cases wherein Trial not Recommended	No of communications issued to police regrading		
								Rectification / Non Rectification Objections	Defective Investigations	Late Submission of Police Reports
Chiniot	Interim report	0	0	3	0	3	0	0	0	0
	Challan –Incomp.	726	3415	2975	458	2975	0	0	1	0
	Challan- suppl.	70	293	264	51	264	0	0	0	0
	Challan-complete	1	14	13	2	13	0	0	0	0
	Cancell. report	47	245	218	17	218	0	0	0	0
	Untraced Report	3	43	43	1	43	0	0	0	0
	Report u/s 512	4	22	19	0	19	0	0	0	0
Total	851	4032	3535	529	3535	0	0	1	0	
DG Khan	Interim report	0	0	0	0	0	0	0	0	0
	Challan –Incomp.	0	1760	1760	354	1745	15	13	22	160
	Challan- suppl.	0	432	432	68	422	10	0	1	9
	Challan-complete	0	2012	2012	76	2000	12	11	12	130
	Cancell. report	0	369	373	8	111	262	0	0	14
	Untraced Report	0	188	188	0	188	0	0	0	0
	Report u/s 512	0	442	442	0	412	30	0	0	10
Total	0	5203	5207	506	4878	329	24	35	323	
Faisalabad	Interim report	0	0	0	0	0	0	0	0	0
	Challan –Incomp.	658	5433	11448	2146	11448	0	3	31	19
	Challan- suppl.	22	575	986	211	986	0	0	0	0
	Challan-complete	45	1281	2232	101	2232	0	0	0	0
	Cancell. report	64	674	1700	191	0	1700	0	0	0
	Untraced Report	68	312	1452	50	463	989	0	0	0
	Report u/s 512	5	203	630	18	46	584	0	4	0
Total	862	8478	18448	2717	15175	3273	3	35	19	
Gujranwala	Interim report	0	0	331	0	331	0	0	1	0
	Challan –Incomp.	357	4145	4759	811	4759	0	2	4	11
	Challan- suppl.	46	499	702	214	702	0	0	1	0
	Challan-complete	284	3862	4225	620	4225	0	0	8	35
	Cancell. report	39	743	910	178	532	378	0	0	0
	Untraced Report	17	531	717	3	717	0	0	0	0
	Report u/s 512	44	389	494	40	494	0	0	0	0
Total	787	10169	12138	1866	11760	378	2	14	46	

District	Type of Police Report	Total reports returned to police for rectification	No of Reports u/s 9(5) issued to police	No of Reports u/s 173 submitted in court	No of Reports u/s 9(7) submitted in court	No of Cases wherein Trial Recommended	No of cases wherein Trial not Recommended	No of communications issued to police regrading		
								Rectification / Non Rectification Objections	Defective Investigations	Late Submission of Police Reports
Gujrat	Interim report	28	127	1292	0	1292	0	0	0	0
	Challan –Incomp.	59	330	2385	1468	2385	0	18	7	0
	Challan- suppl.	0	0	0	0	0	0	0	0	0
	Challan-complete	107	1306	4978	955	4978	0	89	38	0
	Cancell. report	20	75	236	47	236	0	10	0	0
	Untraced Report	0	0	66	0	66	0	0	0	0
	Report u/s 512	15	230	354	8	354	0	0	0	0
	Total	229	2068	9311	2478	9311	0	117	45	0
Hafizabad	Interim report	2	62	798	102	394	404	0	0	0
	Challan –Incomp.	143	767	1979	1835	1979	0	2	67	25
	Challan- suppl.	8	181	731	670	731	0	0	11	2
	Challan-complete	42	395	1161	1036	1161	0	0	0	0
	Cancell. report	2	79	285	225	52	233	0	0	0
	Untraced Report	3	25	137	58	82	55	0	0	0
	Report u/s 512	2	24	179	96	50	129	0	0	0
	Total	202	1533	5270	4022	4449	821	2	78	27
Jhang	Interim report	0	0	2	0	0	2	0	0	0
	Challan –Incomp.	22	2307	2285	358	2285	0	0	5	0
	Challan- suppl.	8	1605	1597	102	1597	0	0	0	0
	Challan-complete	18	2569	2551	2	2551	0	0	0	0
	Cancell. report	49	810	761	12	301	460	0	0	0
	Untraced Report	54	323	269	3	269	0	0	0	0
	Report u/s 512	5	491	486	1	424	62	0	0	0
	Total	156	8105	7951	478	7427	524	0	5	0
Jehlum	Interim report	0	137	153	0	153	0	0	0	0
	Challan –Incomp.	17	844	942	263	942	0	0	0	0
	Challan- suppl.	0	114	168	0	168	0	0	0	0
	Challan-complete	0	927	1115	44	1115	0	0	0	0
	Cancell. report	0	25	44	7	44	0	0	0	0
	Untraced Report	0	16	19	0	19	0	0	0	0
	Report u/s 512	0	7	17	0	17	0	0	0	0
	Total	17	2070	2458	314	2458	0	0	0	0

District	Type of Police Report	Total reports returned to police for rectification	No of Reports u/s 9(5) issued to police	No of Reports u/s 173 submitted in court	No of Reports u/s 9(7) submitted in court	No of Cases wherein Trial Recommended	No of cases wherein Trial not Recommended	No of communications issued to police regrading		
								Rectification / Non Rectification Objections	Defective Investigations	Late Submission of Police Reports
Kasur	Interim report	0	0	0	0	0	0	0	0	0
	Challan –Incomp.	639	7803	11875	1300	11874	1	0	0	3
	Challan- suppl.	3	33	60	1	59	1	0	0	0
	Challan-complete	14	36	32	0	32	0	0	0	0
	Cancell. report	48	344	853	133	131	722	0	0	0
	Untraced Report	6	53	343	0	343	0	0	0	0
	Report u/s 512	2	139	255	2	233	22	0	0	0
	Total	712	8408	13418	1436	12672	746	0	0	3
Khanewal	Interim report	0	0	0	0	0	0	0	0	0
	Challan –Incomp.	67	420	391	278	391	0	0	2	0
	Challan- suppl.	22	160	149	90	149	0	0	0	0
	Challan-complete	123	1925	1852	602	1852	0	0	0	0
	Cancell. report	26	205	191	73	191	0	0	0	0
	Untraced Report	5	66	64	23	64	0	0	0	0
	Report u/s 512	1	17	16	2	16	0	0	0	0
	Total	244	2793	2663	1068	2663	0	0	2	0
Khushab	Interim report	0	0	0	0	0	0	0	0	0
	Challan –Incomp.	0	2071	2071	570	2057	14	1	13	0
	Challan- suppl.	0	0	0	0	0	0	0	0	0
	Challan-complete	0	2952	2952	82	2945	7	0	0	0
	Cancell. report	0	353	353	2	351	2	0	0	0
	Untraced Report	0	91	91	0	91	0	0	0	0
	Report u/s 512	0	253	253	0	253	0	0	0	0
	Total	0	5720	5720	654	5697	23	1	13	0
Lahore	Interim report	0	0	217	0	217	0	0	0	0
	Challan –Incomp.	2718	16500	37471	2473	36882	589	51	164	37
	Challan- suppl.	34	361	904	28	898	6	1	0	0
	Challan-complete	590	6218	9079	356	8895	184	1	5	0
	Cancell. report	19	432	1110	15	762	348	0	0	1
	Untraced Report	57	340	3942	104	3780	162	0	1	0
	Report u/s 512	0	12	78	0	78	0	0	0	0
	Total	3418	23863	52801	2976	51512	1289	53	170	38

District	Type of Police Report	Total reports returned to police for rectification	No of Reports u/s 9(5) issued to police	No of Reports u/s 173 submitted in court	No of Reports u/s 9(7) submitted in court	No of Cases wherein Trial Recommended	No of cases wherein Trial not Recommended	No of communications issued to police regrading		
								Rectification / Non Rectification Objections	Defective Investigations	Late Submission of Police Reports
Layyah	Interim report	0	0	114	0	20	94	0	0	0
	Challan –Incomp.	2	615	895	512	895	0	2	16	0
	Challan- suppl.	0	0	0	0	0	0	0	0	0
	Challan-complete	8	1067	1419	821	1419	0	8	44	0
	Cancell. report	0	195	348	26	0	348	0	0	0
	Untraced Report	0	0	48	0	48	0	0	0	0
	Report u/s 512	0	0	46	0	0	46	0	0	0
Total	10	1877	2870	1359	2382	488	10	60	0	
Lodhran	Interim report	0	1	1	0	1	0	4	15	11
	Challan –Incomp.	629	1865	1237	229	1201	36	0	0	0
	Challan- suppl.	239	776	537	74	533	4	0	7	4
	Challan-complete	692	2373	1682	147	1595	87	0	44	12
	Cancell. report	288	921	633	157	114	519	0	0	0
	Untraced Report	48	134	86	0	47	39	0	0	0
	Report u/s 512	86	313	227	0	0	227	0	0	0
Total	1982	6383	4403	607	3491	912	4	66	27	
M. Bahauddin	Interim report	21	114	297	0	297	0	0	0	0
	Challan –Incomp.	98	1182	1250	348	1250	0	14	42	6
	Challan- suppl.	20	327	347	16	347	0	0	2	0
	Challan-complete	139	1960	2038	138	2038	0	4	14	4
	Cancell. report	11	186	220	20	0	220	0	0	0
	Untraced Report	9	69	82	0	47	35	0	0	0
	Report u/s 512	23	186	198	1	13	185	0	0	0
Total	321	4024	4432	523	3992	440	18	58	10	
Mianwali	Interim report	0	0	0	0	0	0	0	0	0
	Challan –Incomp.	6345	10144	4099	809	4099	0	0	181	226
	Challan- suppl.	450	1447	997	5	997	0	0	0	0
	Challan-complete	8417	15328	6911	254	6911	0	0	29	46
	Cancell. report	2256	3260	976	36	0	976	0	0	0
	Untraced Report	2181	4026	1888	2	1888	0	0	0	0
	Report u/s 512	820	1233	626	32	252	374	0	0	0
Total	20469	35438	15497	1138	14147	1350	0	210	272	

District	Type of Police Report	Total reports returned to police for rectification	No of Reports u/s 9(5) issued to police	No of Reports u/s 173 submitted in court	No of Reports u/s 9(7) submitted in court	No of Cases wherein Trial Recommended	No of cases wherein Trial not Recommended	No of communications issued to police regrading		
								Rectification / Non Rectification Objections	Defective Investigations	Late Submission of Police Reports
Multan	Interim report	0	0	0	0	0	0	0	0	0
	Challan –Incomp.	0	3377	3377	3076	3377	0	1	24	11
	Challan- suppl.	0	240	239	210	239	0	0	0	0
	Challan-complete	0	2262	2262	2114	2262	0	1	25	13
	Cancell. report	0	217	217	205	108	109	0	2	2
	Untraced Report	0	88	88	0	88	0	0	0	0
	Report u/s 512	0	308	308	247	190	118	0	0	0
	Total	0	6492	6491	5852	6264	227	2	51	26
Muzaffargarh	Interim report	0	0	0	0	0	0	0	0	0
	Challan –Incomp.	151	924	2053	662	2053	0	3	27	2
	Challan- suppl.	0	23	28	2	28	0	0	0	0
	Challan-complete	73	933	2232	349	2232	0	0	6	0
	Cancell. report	0	44	112	10	38	74	0	0	0
	Untraced Report	0	5	38	0	38	0	0	0	0
	Report u/s 512	0	39	119	4	119	0	0	0	0
	Total	224	1968	4582	1027	4508	74	3	33	2
Nankana Sahib	Interim report	0	2	2	0	2	0	0	0	0
	Challan –Incomp.	3	3059	3059	225	3059	0	0	34	8
	Challan- suppl.	0	406	406	22	406	0	0	0	0
	Challan-complete	0	2916	2916	21	2916	0	0	0	2
	Cancell. report	0	551	551	76	0	551	0	0	0
	Untraced Report	0	182	182	6	60	122	0	0	0
	Report u/s 512	0	308	308	1	308	0	0	0	0
	Total	3	7424	7424	351	6751	673	0	34	10
Narowal	Interim report	0	6	15	0	9	6	0	2	3
	Challan –Incomp.	17	838	871	453	870	1	0	4	9
	Challan- suppl.	3	217	215	79	215	0	2	1	1
	Challan-complete	14	981	1062	370	1061	1	1	11	1
	Cancell. report	1	85	126	54	52	74	0	0	0
	Untraced Report	0	43	39	4	39	0	0	0	0
	Report u/s 512	0	61	85	2	73	12	0	0	0
	Total	35	2231	2413	962	2319	94	3	18	14

District	Type of Police Report	Total reports returned to police for rectification	No of Reports u/s 9(5) issued to police	No of Reports u/s 173 submitted in court	No of Reports u/s 9(7) submitted in court	No of Cases wherein Trial Recommended	No of cases wherein Trial not Recommended	No of communications issued to police regrading		
								Rectification / Non Rectification Objections	Defective Investigations	Late Submission of Police Reports
Okara	Interim report	0	0	0	0	0	0	0	0	0
	Challan –Incomp.	38	5566	5530	1152	5441	89	7	57	69
	Challan- suppl.	0	337	349	59	342	7	0	25	19
	Challan-complete	0	2446	2446	124	2445	1	0	0	0
	Cancell. report	1	957	971	15	56	915	0	0	0
	Untraced Report	0	540	540	0	138	402	0	0	0
	Report u/s 512	0	521	521	3	305	216	0	0	0
	Total	39	10367	10357	1353	8727	1630	7	82	88
Pakpattan	Interim report	0	0	1	0	1	0	0	0	0
	Challan –Incomp.	6	2626	2817	511	2812	5	0	3	2
	Challan- suppl.	0	843	878	170	874	4	0	0	0
	Challan-complete	1	1390	1555	46	1552	3	0	0	0
	Cancell. report	2	237	256	22	13	243	0	0	0
	Untraced Report	0	26	35	0	35	0	0	0	0
	Report u/s 512	0	464	526	8	94	432	0	0	0
	Total	9	5586	6068	757	5381	687	0	3	2
Rahim Yar Khan	Interim report	0	0	37	0	37	0	0	0	0
	Challan –Incomp.	0	1308	1401	355	1401	0	0	0	0
	Challan- suppl.	0	48	583	17	583	0	0	0	0
	Challan-complete	0	1433	1520	105	1520	0	0	0	0
	Cancell. report	0	86	108	31	82	26	0	0	0
	Untraced Report	0	4	6	0	6	0	0	0	0
	Report u/s 512	0	245	475	8	437	38	0	0	0
	Total	0	3124	4130	516	4066	64	0	0	0
Rajanpur	Interim report	0	1	1	0	1	0	1	0	0
	Challan –Incomp.	0	3350	3363	632	3363	0	0	37	7
	Challan- suppl.	0	289	909	4	885	24	0	2	6
	Challan-complete	0	2141	2150	211	2150	0	0	19	30
	Cancell. report	0	894	894	3	615	279	0	0	0
	Untraced Report	0	136	136	0	136	0	0	2	0
	Report u/s 512	0	1010	1015	5	1015	0	0	0	1
	Total	0	7821	8468	855	8165	303	1	60	44

District	Type of Police Report	Total reports returned to police for rectification	No of Reports u/s 9(5) issued to police	No of Reports u/s 173 submitted in court	No of Reports u/s 9(7) submitted in court	No of Cases wherein Trial Recommended	No of cases wherein Trial not Recommended	No of communications issued to police regrading		
								Rectification / Non Rectification Objections	Defective Investigations	Late Submission of Police Reports
Rawalpindi	Interim report	32	0	3548	0	3548	0	0	38	0
	Challan –Incomp.	400	4632	4232	1966	4232	0	0	0	0
	Challan- suppl.	35	476	441	11	441	0	0	0	0
	Challan-complete	509	8031	7522	13	7522	0	0	2	0
	Cancell. report	64	940	876	74	0	876	0	0	0
	Untraced Report	19	1401	1504	0	1504	0	0	0	0
	Report u/s 512	26	774	748	2	748	0	0	0	0
	Total	1085	16254	18871	2066	17995	876	0	40	0
Sahiwal	Interim report	0	1	11	0	11	0	0	0	0
	Challan –Incomp.	68	5772	6052	1584	6052	0	0	31	0
	Challan- suppl.	1	1017	1107	137	1107	0	0	0	0
	Challan-complete	5	4254	4458	416	4458	0	0	17	0
	Cancell. report	0	836	872	42	872	0	0	0	0
	Untraced Report	2	987	1065	55	1065	0	0	0	0
	Report u/s 512	0	622	669	7	669	0	0	0	0
	Total	76	13489	14234	2241	14234	0	0	48	0
Sargodha	Interim report	0	0	0	0	0	0	0	0	0
	Challan –Incomp.	1291	6788	5486	741	5486	0	2	26	10
	Challan- suppl.	16	60	44	13	44	0	0	0	0
	Challan-complete	0	4	4	0	4	0	0	0	0
	Cancell. report	94	719	625	50	0	625	0	0	0
	Untraced Report	50	748	698	3	0	698	0	0	0
	Report u/s 512	21	186	165	1	0	165	0	0	0
	Total	1472	8505	7022	808	5534	1488	2	26	10
Sheikhupura	Interim report	0	0	0	0	0	0	0	0	0
	Challan –Incomp.	864	4980	4980	1627	4980	0	0	47	2
	Challan- suppl.	203	1776	1776	532	1776	0	0	0	0
	Challan-complete	534	3027	3027	647	3027	0	0	26	6
	Cancell. report	20	216	216	4	177	39	0	1	0
	Untraced Report	5	299	299	6	249	50	0	0	0
	Report u/s 512	34	709	709	126	709	0	0	6	0
	Total	1660	11007	11007	2942	10918	89	0	80	8

District	Type of Police Report	Total reports returned to police for rectification	No of Reports u/s 9(5) issued to police	No of Reports u/s 173 submitted in court	No of Reports u/s 9(7) submitted in court	No of Cases wherein Trial Recommended	No of cases wherein Trial not Recommended	No of communications issued to police regarding		
								Rectification / Non Rectification Objections	Defective Investigations	Late Submission of Police Reports
Sialkot	Interim report	2	31	29	0	29	0	0	0	0
	Challan –Incomp.	373	2986	2613	554	2613	0	1	61	40
	Challan- suppl.	45	295	250	124	250	0	0	4	0
	Challan-complete	448	4348	3900	300	3900	0	0	57	33
	Cancell. report	103	771	668	635	0	668	0	4	0
	Untraced Report	76	733	657	155	657	0	0	0	0
	Report u/s 512	10	301	291	58	291	0	0	0	0
	Total	1057	9465	8408	1826	7740	668	1	126	73
TT. Singh	Interim report	0	902	902	0	0	902	0	0	0
	Challan –Incomp.	276	1694	1427	619	1427	0	1	17	6
	Challan- suppl.	3	263	268	98	268	0	0	0	0
	Challan-complete	0	38	38	32	38	0	0	0	0
	Cancell. report	0	226	228	67	2	226	0	0	0
	Untraced Report	0	205	208	0	45	163	0	0	0
	Report u/s 512	0	203	203	0	0	203	0	0	0
	Total	279	3531	3274	816	1780	1494	1	17	6
Vehari	Interim report	0	13	13	0	0	13	0	0	0
	Challan –Incomp.	105	2376	3238	430	3238	0	0	3	0
	Challan- suppl.	0	339	559	1	559	0	0	0	0
	Challan-complete	86	2174	2828	120	2828	0	0	0	0
	Cancell. report	14	354	458	26	5	453	0	0	0
	Untraced Report	5	188	236	1	236	0	0	0	0
	Report u/s 512	0	291	512	0	197	315	0	0	0
	Total	210	5735	7844	578	7063	781	0	3	0
Total	Interim report	86	1721	8434	102	6972	1462	5	70	14
	Challan –Incomp.	16331	117534	145916	30958	145164	752	141	1078	767
	Challan- suppl.	1261	15444	17955	3166	17899	56	4	57	41
	Challan-complete	12292	92444	94396	10637	94101	295	126	405	361
	Cancell. report	3218	17639	17968	2691	5423	12545	15	22	39
	Untraced Report	2616	12269	15637	479	12922	2715	1	5	0
	Report u/s 512	1118	10947	11953	710	8188	3765	0	10	18
Grant Total	36922	267998	312259	48743	290669	21590	292	1647	1240	

3.6 Court-Based Performance

Evidence Recording

In 2016, evidence of 222,678 witnesses was recorded in Magistrate courts against 379,100 witnesses who appeared – a percentage of 58.73%. In Sessions Court cases 111,359 witnesses were examined against 185,236 witnesses who appeared in court - a percentage of 60.11%. While more witnesses were recorded in 2016, the percentage of recorded witnesses fell sharply. It is clear that more witnesses wait longer than they ought to and witness testimony is generally not recorded at the first available opportunity.

Table: Witnesses Attended and Recorded in Districts, 2016

District	Magisterial Courts				Sessions Courts			
	No. of cases	No of Witnesses Summoned	No of Witnesses Attended	No of Witnesses Recorded	Number of cases	No of Witnesses Summoned	No of Witnesses Attended	No of Witnesses Recorded
Attock	9999	10611	7155	4969	3287	4483	3132	2259
Bahawalnagar	9744	12415	9646	6452	1956	4604	3988	3029
Bahawalpur	8983	12583	6142	3469	2041	4136	3119	2257
Bhakkar	5223	9238	9060	9047	568	1655	1620	1616
Chakwal	2810	3635	1600	921	521	844	646	463
Chiniot	5597	11709	7614	4747	1088	3098	2037	1501
DG Khan	21859	23200	15796	6882	4398	5616	3606	2073
Faisalabad	24000	35525	18352	10439	17073	26277	18034	9330
Gujranwala	29729	77232	27070	13352	10103	41098	15310	7871
Gujrat	17401	32817	20724	16789	4550	10687	7893	6581
Hafizabad	5934	8956	6821	4916	1662	3280	2619	2068
Jhang	8859	11918	8407	6215	3021	4265	3211	2487
Jhelum	22501	3742	2683	1568	6233	1974	1806	1352
Kasur	6026	12045	9291	5487	2854	6690	4395	2819
Khanewal	2649	6297	3540	2943	1570	3976	2943	1670
Khushab	1462	6098	4594	2360	599	3540	2922	1067
Lahore	43821	80191	38137	20375	12873	24989	14301	7878
Layyah	8874	9279	6540	4541	1387	2315	2082	1792
Lodhran	4983	7331	4418	2657	2802	5474	3307	2018
M. Bahauddin	4071	8675	6725	5251	1574	4007	3348	2690
Mianwali	29304	16566	11037	3074	7476	10174	6357	1901
Multan	11406	21577	8966	4313	6629	13012	7366	3731
Muzaffargarh	8830	13590	11188	6354	1841	5087	3345	2330

District	Magisterial Courts				Sessions Courts			
	No. of cases	No of Witnesses Summoned	No of Witnesses Attended	No of Witnesses Recorded	Number of cases	No of Witnesses Summoned	No of Witnesses Attended	No of Witnesses Recorded
Nankana Sahib	7095	22343	9267	2867	1452	7626	3222	1703
Narowal	7253	13079	8762	5008	1399	4236	2910	1290
Okara	3569	7295	4390	2471	4079	9145	5891	3788
Pakpattan	7379	11446	8014	5285	1973	3801	2694	1943
Rahim Yar Khan	6202	15037	8913	4006	2613	8467	5267	3447
Rajanpur	7183	17220	14608	7320	2006	8611	7478	3217
Rawalpindi	13114	20738	10420	6608	10392	16595	7906	4909
Sahiwal	7944	19862	14312	8709	2659	7574	4887	3031
Sargodha	12193	18883	13675	10145	4629	9412	6213	3699
Sheikhupura	5891	12475	6119	3187	3965	12108	7333	4375
Sialkot	13687	25117	16960	10118	5929	14557	9923	6629
T.T. Singh	8004	17463	11320	4526	1745	5725	2538	1374
Vehari	7724	10184	6834	5307	1772	2157	1587	1171
Total	401303	646372	379100	222678	140719	301295	185236	111359

Withdrawals and Terminations

In accordance with the requirement to stop prosecuting cases which have ceased to satisfy the prosecutorial tests, prosecutors made the following applications for withdrawal or termination of cases in 2016.

Districts	Category of cases	Requests under section 9(6)(a)	Number of cases withdrawn by the CPS under section 10(3)(e) ⁴	Number of declarations under section 10(3)(f)
All	Sessions Court cases	14	13	1
	Magistrate Sec-30 (MS-30) Court cases	0	0	0
	Magistrate I Class (MIC) Court Cases	42	42	15
	Special Judicial Magistrates (SJM) Court cases	0	0	0
	Total	56	55	16

⁴This figure does not include the number of withdrawals required to be sanctioned by the Government under section 10(3) of the CPS Act.

The number of withdrawals does not reflect the actual number of cases in which prosecutorial tests have ceased to remain satisfied. This low number is both due to prosecutors' reluctance to take these decisions and their inability to reach to a decision due to lacunae and shortcomings in the investigation framework, which does not provide them the requisite information to take these decisions.

Outcomes in Court

A case in court may come to final closure (decided) in three ways:

- a) By acquittal of all accused persons
- b) By conviction of all accused persons
- c) By conviction of some accused persons and acquittal of the rest

A case in court may also come to temporary closure by being consigned to record. This happens when prosecution witnesses do not appear. Police cases may be closed without trial where the police find that the case is false or a matter for the civil courts or is liable to be investigated by another agency (cancelled cases), or where the police are unable to find the perpetrator of the crime and the Magistrate agrees with the recommendations of the Police (untraced cases).

Outcomes in General Criminal Courts

In 2016, cases in district courts had the following outcomes:

- Finally decided: 142,838
- Convicted: 75,414
- Acquitted: 67,424
- Consigned to record: 138,909

The overall conviction rate in the district based courts was 52.80% (75414/142,838). Bifurcation of the conviction rate is as follows:

- Magistrates Court cases: 52.19%
- Sessions Court cases: 56.18%

Table: Total Disposals in District Courts

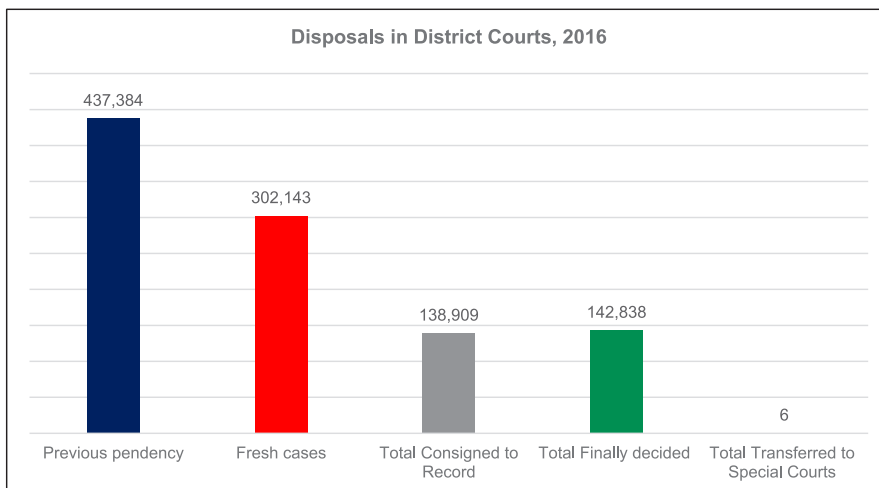


Table: Disposals in Districts, 2016

District	Court Level	Previous pendency	Fresh cases	Transferred to special courts	Total convictions	Total acquittals	Total consigned to record
Attock	Magistrate	3145	3164	0	909	1125	371
	Sessions	465			599	213	33
	Total	3610	3164		1508	1338	404
Bahawalpur	Magistrate	13544	6514	0	1175	1031	3725
	Sessions	603			317	318	97
	Total	14147	6514		1492	1349	3822
Bahawalnagar	Magistrate	10107	8658	0	2287	1582	3575
	Sessions	585			298	253	161
	Total	10692	8658		2585	1835	3736
Bhakkhar	Magistrate	4074	2804	0	1377	1009	851
	Sessions	199			172	128	49
	Total	4273	2804		1549	1137	900
Chakwal	Magistrate	2715	2782	0	1034	895	501
	Sessions	147			148	76	9
	Total	2862	2782		1182	971	510
Chiniot	Magistrate	6704	4024	0	973	956	1841
	Sessions	528			155	206	58
	Total	7232	4024		1128	1162	1899
D.G.Khan	Magistrate	3674	5207	0	1392	1072	2770
	Sessions	202			108	160	99
	Total	3876	5207		1500	1232	2869
Faisalabad	Magistrate	28643	19763	2	3393	2051	7026
	Sessions	4640			774	539	757
	Total	33283	19763		4167	2590	7783
Gujranwala	Magistrate	24037	11856	0	3058	2884	6034
	Sessions	1751			875	382	665
	Total	25788	11856		3933	3266	6699
Gujrat	Magistrate	9074	10287	2	2710	2558	3214
	Sessions	1417			556	282	173
	Total	10491	10287		3266	2840	3387
Hafizabad	Magistrate	4785	4030	0	1925	690	1528
	Sessions	410			334	254	53
	Total	5195	4030		2259	944	1581
Jhang	Magistrate	6815	4642	0	1241	1246	1692
	Sessions	774			319	306	48
	Total	7589	4642		1560	1552	1740
Jhelum	Magistrate	2484	3627	0	1464	1727	1179
	Sessions	641			201	244	313
	Total	3125	3627		1665	1971	1492

District	Court Level	Previous pendency	Fresh cases	Transferred to special courts	Total convictions	Total acquittals	Total consigned to record
Kasur	Magistrate	12744	10894	1	799	675	4860
	Sessions	950			262	240	254
	Total	13694	10894	1	1061	915	5114
Khushab	Magistrate	3316	2710		1200	525	536
	Sessions	225			93	86	14
	Total	3541	2710	0	1293	611	550
Khanewal	Magistrate	10259	5796		1057	1294	2509
	Sessions	667			279	312	115
	Total	10926	5796	0	1336	1606	2624
Lahore	Magistrate	73538	51428		8467	12539	30934
	Sessions	4831			748	343	1775
	Total	78369	51428	0	9215	12882	32709
Layyah	Magistrate	1903	2694		495	691	481
	Sessions	993			79	96	20
	Total	2896	2694	0	574	787	501
Lodhran	Magistrate	7816	3887		1253	732	1452
	Sessions	783			131	210	43
	Total	8599	3887	0	1384	942	1495
M.B.Din	Magistrate	6712	3967		843	923	3008
	Sessions	455			161	176	102
	Total	7167	3967	0	1004	1099	3110
Multan	Magistrate	19063	15261		3191	1795	7143
	Sessions	918			439	335	288
	Total	19981	15261	0	3630	2130	7431
Muzaffargarh	Magistrate	8674	6491		1478	1396	1057
	Sessions	1122			338	507	271
	Total	9796	6491	0	1816	1903	1328
Mianwali	Magistrate	6790	4582		2246	1255	1157
	Sessions	744			240	82	44
	Total	7534	4582	0	2486	1337	1201
Nankana Sahib	Magistrate	6007	5499		1466	655	1174
	Sessions	394			163	205	90
	Total	6401	5499	0	1629	860	1264
Narowal	Magistrate	7443	2345		546	813	1559
	Sessions	263			134	115	47
	Total	7706	2345	0	680	928	1606
Okara	Magistrate	8586	9941	1	1650	1345	5817
	Sessions	1531		364	390	313	
	Total	10117	9941	1	2014	1735	6130

District	Court Level	Previous pendency	Fresh cases	Transferred to special courts	Total convictions	Total acquittals	Total consigned to record
Pakpattan	Magistrate	6152	7303	0	861	1138	3715
	Sessions	562			239	247	193
	Total	6714	7303		1100	1385	3908
Rajanpur	Magistrate	3738	4094	0	752	766	2147
	Sessions	396			77	161	57
	Total	4134	4094		829	927	2204
R. Y. Khan	Magistrate	17598	7577	0	1665	1704	3934
	Sessions	1393			241	412	239
	Total	18991	7577		1906	2116	4173
Rawalpindi	Magistrate	19759	14712	0	1700	2685	2859
	Sessions	1689			914	382	425
	Total	21448	14712		2614	3067	3284
Sialkot	Magistrate	12560	14278	0	3247	2262	3882
	Sessions	1376			1011	332	222
	Total	13936	14278		4258	2594	4104
Sheikhupura	Magistrate	15474	9953	0	770	1041	5368
	Sessions	1004			276	436	256
	Total	16478	9953		1046	1477	5624
Sargodha	Magistrate	10247	11007	0	2552	1699	4020
	Sessions	1780			495	299	270
	Total	12027	11007		3047	1998	4290
Sahiwal	Magistrate	7041	8425	0	1164	1063	3863
	Sessions	618			235	390	202
	Total	7659	8425		1399	1453	4065
T.T. Singh	Magistrate	5313	4097	0	1274	1008	1159
	Sessions	448			226	213	84
	Total	5761	4097		1500	1221	1243
Vehari	Magistrate	10287	7844	0	1533	1025	3932
	Sessions	1059			266	239	197
	Total	11346	7844		1799	1264	4129
Total	Magistrate	400821	302143	6	63147	57855	130873
	Sessions	36563			12267	9569	8036
	Total	437384	302143		75414	67424	138909

District wise net conviction rate (after excluding acquittals due to compromise) was as follows:

District	Court Level	Total Convictions	Total Acquittals	Total Acquittals due to Compromise	Total consigned to record	Total trials disposed off	Total trials finally decided	Net Conviction Rate
Attock	Magistrate	909	1125	317	371	2405	2034	52.94%
	Sessions	599	213	16	33	845	812	75.25%
	Total	1508	1338	333	404	3250	2846	60.01%
Bahawalpur	Magistrate	1175	1031	348	3725	5931	2206	63.24%
	Sessions	317	318	29	97	732	635	52.31%
	Total	1492	1349	377	3822	6663	2841	60.55%
Bahawalnagar	Magistrate	2287	1582	543	3575	7444	3869	68.76%
	Sessions	298	253	36	161	712	551	57.86%
	Total	2585	1835	579	3736	8156	4420	67.30%
Bhakkar	Magistrate	1377	1009	245	851	3237	2386	64.32%
	Sessions	172	128	10	49	349	300	59.31%
	Total	1549	1137	255	900	3586	2686	63.72%
Chakwal	Magistrate	1034	895	256	501	2430	1929	61.81%
	Sessions	148	76	12	9	233	224	69.81%
	Total	1182	971	268	510	2663	2153	62.71%
Chiniot	Magistrate	973	956	141	1841	3770	1929	54.42%
	Sessions	155	206	29	58	419	361	46.69%
	Total	1128	1162	170	1899	4189	2290	53.21%
D.G.Khan	Magistrate	1392	1072	245	2770	5234	2464	62.73%
	Sessions	108	160	34	99	367	268	46.15%
	Total	1500	1232	279	2869	5601	2732	61.15%
Faisalabad	Magistrate	3393	2051	424	7026	12470	5444	67.59%
	Sessions	774	539	70	757	2070	1313	62.27%
	Total	4167	2590	494	7783	14540	6757	66.53%
Gujranwala	Magistrate	3058	2884	609	6034	11976	5942	57.34%
	Sessions	875	382	67	665	1922	1257	73.53%
	Total	3933	3266	676	6699	13898	7199	60.29%
Gujrat	Magistrate	2710	2558	323	3214	8482	5268	54.80%
	Sessions	556	282	51	173	1011	838	70.65%
	Total	3266	2840	374	3387	9493	6106	56.98%
Hafizabad	Magistrate	1925	690	205	1528	4143	2615	79.88%
	Sessions	334	254	24	53	641	588	59.22%
	Total	2259	944	229	1581	4784	3203	75.96%

District	Court Level	Total Convictions	Total Acquittals	Total Acquittals due to Compromise	Total consigned to record	Total trials disposed off	Total trials finally decided	Net Conviction Rate
Jhang	Magistrate	1241	1246	225	1692	4179	2487	54.86%
	Sessions	319	306	33	48	673	625	53.89%
	Total	1560	1552	258	1740	4852	3112	54.66%
Jhelum	Magistrate	1464	1727	1340	1179	4370	3191	79.09%
	Sessions	201	244	145	313	758	445	67.00%
	Total	1665	1971	1485	1492	5128	3636	77.41%
Kasur	Magistrate	799	675	126	4860	6334	1474	59.27%
	Sessions	262	240	28	254	756	502	55.27%
	Total	1061	915	154	5114	7090	1976	58.23%
Khushab	Magistrate	1200	525	182	536	2261	1725	77.77%
	Sessions	93	86	11	14	193	179	55.36%
	Total	1293	611	193	550	2454	1904	75.57%
Khanewal	Magistrate	1057	1294	333	2509	4860	2351	52.38%
	Sessions	279	312	15	115	706	591	48.44%
	Total	1336	1606	348	2624	5566	2942	51.50%
Lahore	Magistrate	8467	12539	681	30934	51940	21006	41.66%
	Sessions	748	343	78	1775	2866	1091	73.84%
	Total	9215	12882	759	32709	54806	22097	43.19%
Layyah	Magistrate	495	691	219	481	1667	1186	51.19%
	Sessions	79	96	25	20	195	175	52.67%
	Total	574	787	244	501	1862	1361	51.39%
Lodhran	Magistrate	1253	732	108	1452	3437	1985	66.76%
	Sessions	131	210	10	43	384	341	39.58%
	Total	1384	942	118	1495	3821	2326	62.68%
M. B. Din	Magistrate	843	923	220	3008	4774	1766	54.53%
	Sessions	161	176	28	102	439	337	52.10%
	Total	1004	1099	248	3110	5213	2103	54.12%
Multan	Magistrate	3191	1795	273	7143	12129	4986	67.71%
	Sessions	439	335	8	288	1062	774	57.31%
	Total	3630	2130	281	7431	13191	5760	66.25%
Muzaffargarh	Magistrate	1478	1396	421	1057	3931	2874	60.25%
	Sessions	338	507	98	271	1116	845	45.25%
	Total	1816	1903	519	1328	5047	3719	56.75%
Mianwali	Magistrate	2246	1255	431	1157	4658	3501	73.16%
	Sessions	240	82	12	44	366	322	77.42%
	Total	2486	1337	443	1201	5024	3823	73.55%

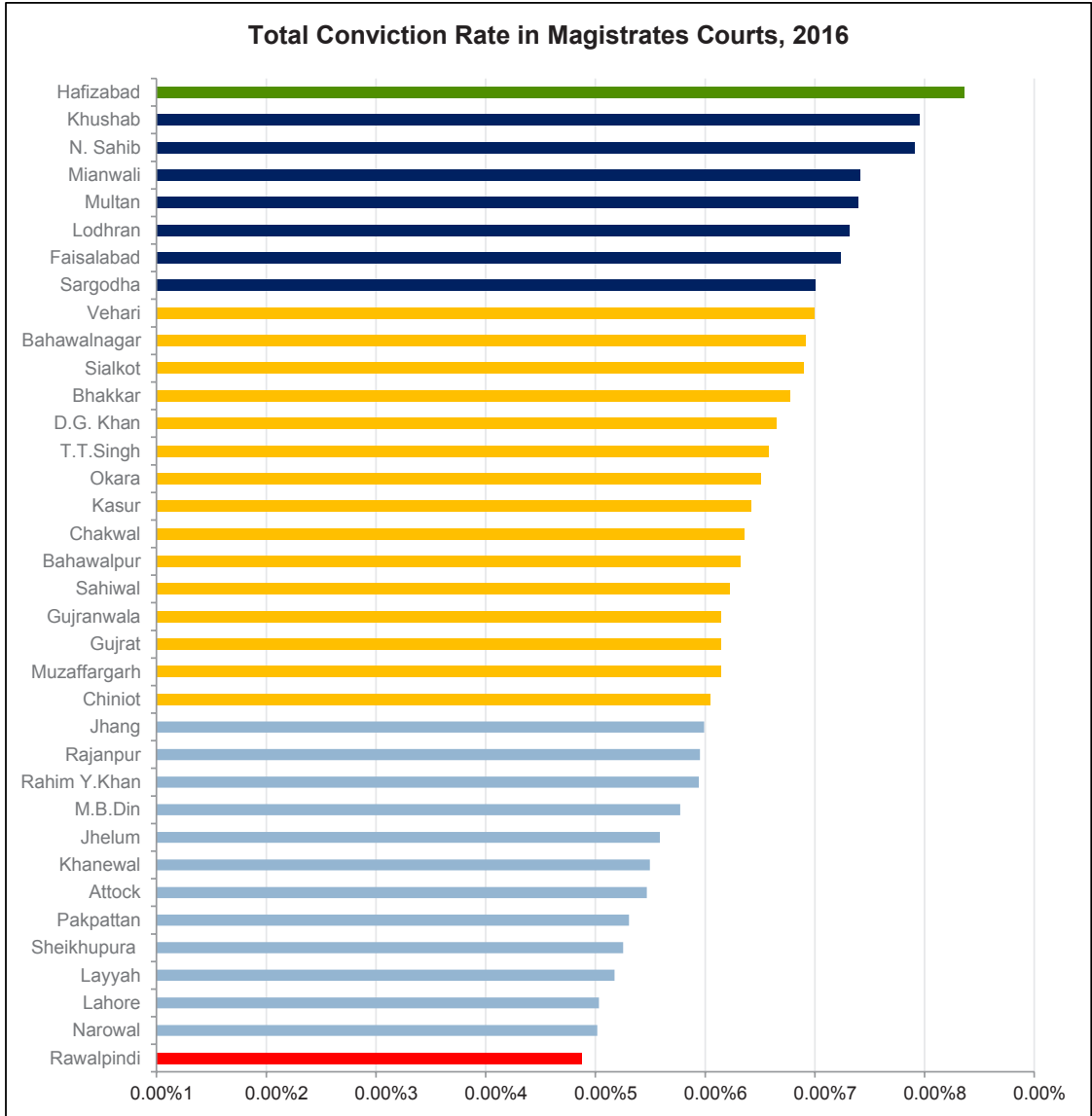
District	Court Level	Total Convictions	Total Acquittals	Total Acquittals due to Compromise	Total consigned to record	Total trials disposed off	Total trials finally decided	Net Conviction Rate
Nankana Sahib	Magistrate	1466	655	116	1174	3295	2121	73.12%
	Sessions	163	205	10	90	458	368	45.53%
	Total	1629	860	126	1264	3753	2489	68.94%
Narowal	Magistrate	546	813	211	1559	2918	1359	47.56%
	Sessions	134	115	13	47	296	249	56.78%
	Total	680	928	224	1606	3214	1608	49.13%
Okara	Magistrate	1650	1345	117	5817	8812	2995	57.33%
	Sessions	364	390	28	313	1067	754	50.14%
	Total	2014	1735	145	6130	9879	3749	55.88%
Pakpattan	Magistrate	861	1138	185	3715	5714	1999	47.46%
	Sessions	239	247	27	193	679	486	52.07%
	Total	1100	1385	212	3908	6393	2485	48.39%
Rajanpur	Magistrate	752	766	204	2147	3665	1518	57.23%
	Sessions	77	161	31	57	295	238	37.20%
	Total	829	927	235	2204	3960	1756	54.50%
R. Y. Khan	Magistrate	1665	1704	440	3934	7303	3369	56.85%
	Sessions	241	412	49	239	892	653	39.90%
	Total	1906	2116	489	4173	8195	4022	53.95%
Rawalpindi	Magistrate	1700	2685	417	2859	7244	4385	42.84%
	Sessions	914	382	66	425	1721	1296	74.31%
	Total	2614	3067	483	3284	8965	5681	50.29%
Sialkot	Magistrate	3247	2262	688	3882	9391	5509	67.35%
	Sessions	1011	332	53	222	1565	1343	78.37%
	Total	4258	2594	741	4104	10956	6852	69.68%
Sheikhupura	Magistrate	770	1041	468	5368	7179	1811	57.33%
	Sessions	276	436	84	256	968	712	43.95%
	Total	1046	1477	552	5624	8147	2523	53.07%
Sargodha	Magistrate	2552	1699	622	4020	8271	4251	70.32%
	Sessions	495	299	92	270	1064	794	70.51%
	Total	3047	1998	714	4290	9335	5045	70.35%
Sahiwal	Magistrate	1164	1063	369	3863	6090	2227	62.65%
	Sessions	235	390	81	202	827	625	43.20%
	Total	1399	1453	450	4065	6917	2852	58.24%
T.T. Singh	Magistrate	1274	1008	293	1159	3441	2282	64.05%
	Sessions	226	213	12	84	523	439	52.93%
	Total	1500	1221	305	1243	3964	2721	62.09%

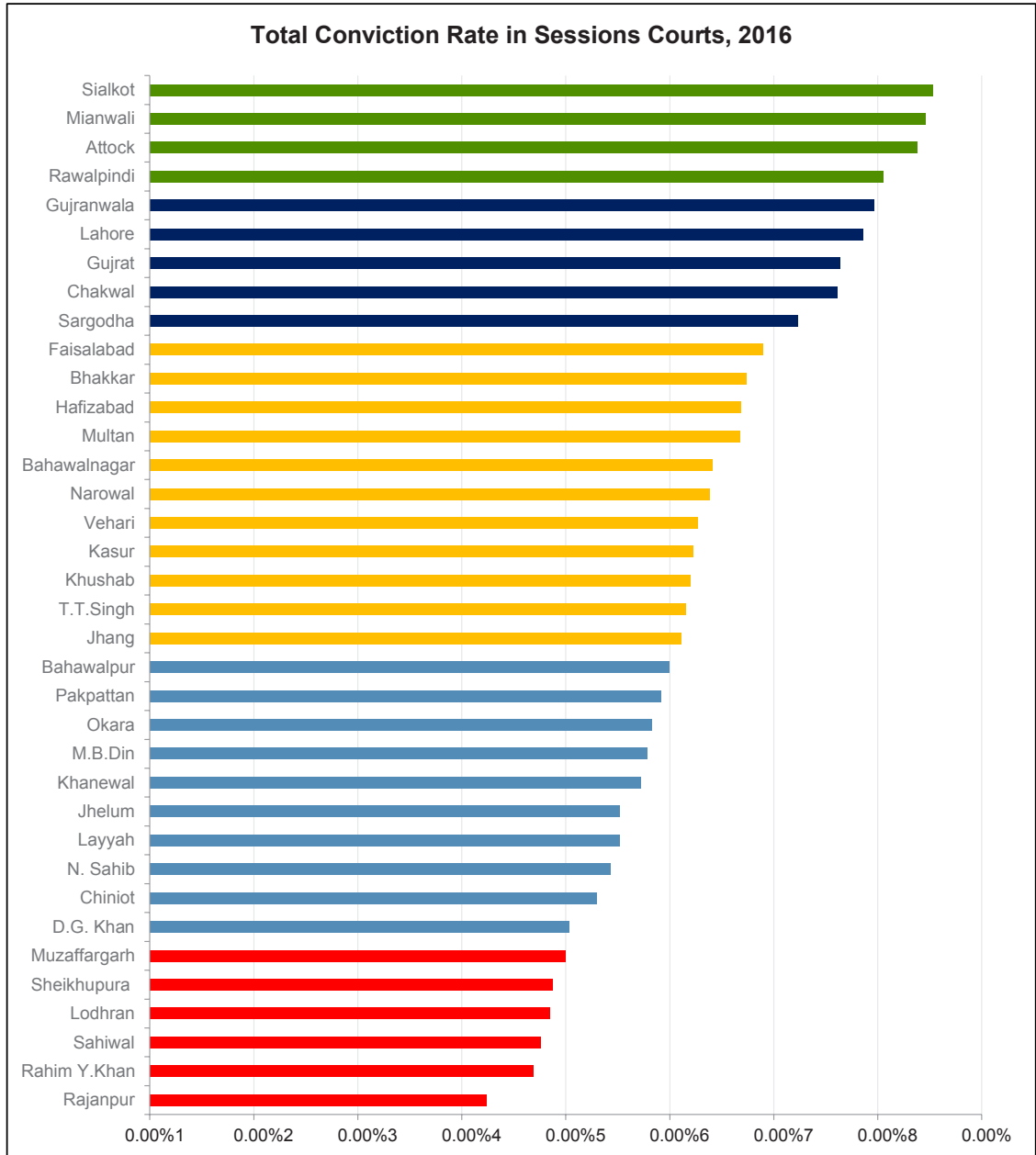
District	Court Level	Total Convictions	Total Acquittals	Total Acquittals due to Compromise	Total consigned to record	Total trials disposed off	Total trials finally decided	Net Conviction Rate
Vehari	Magistrate	1533	1025	205	3932	6490	2558	65.15%
	Sessions	266	239	15	197	702	505	54.29%
	Total	1799	1264	220	4129	7192	3063	63.28%
Total	Magistrate	63147	57855	12550	130873	251875	121002	58.23%
	Sessions	12267	9569	1430	8036	29872	21836	60.11%
	Total	75414	67424	13980	138909	281747	142838	58.52%

Conviction Rate formula = Cases of Conviction x 100 / Cases of Acquittal (Without Cases of Acquittal due to Compromise)

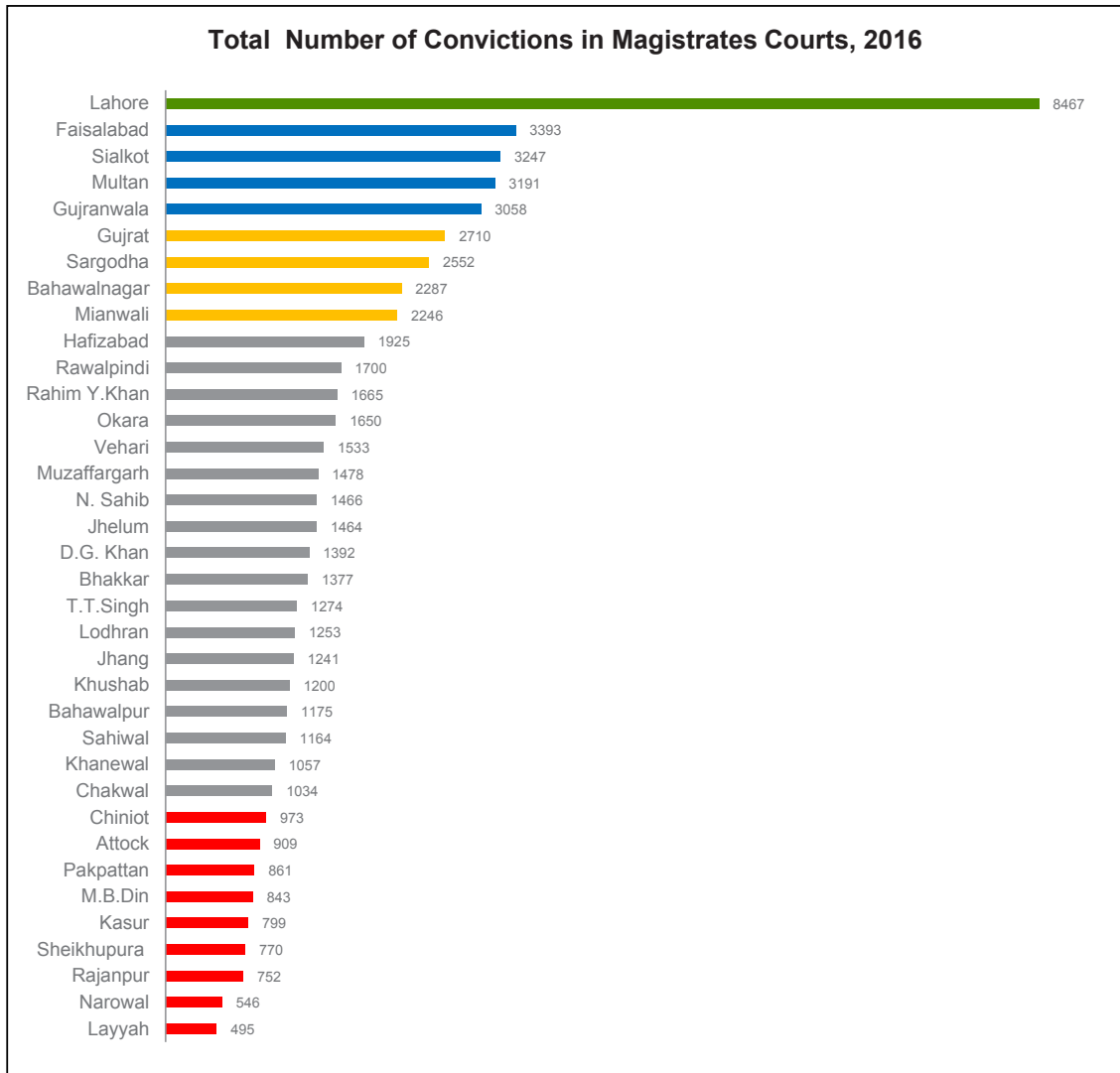
Results show that the conviction rate in Magistrates Court was the highest in Hafizabad (79.88%) and lowest in Lahore (41.66%).

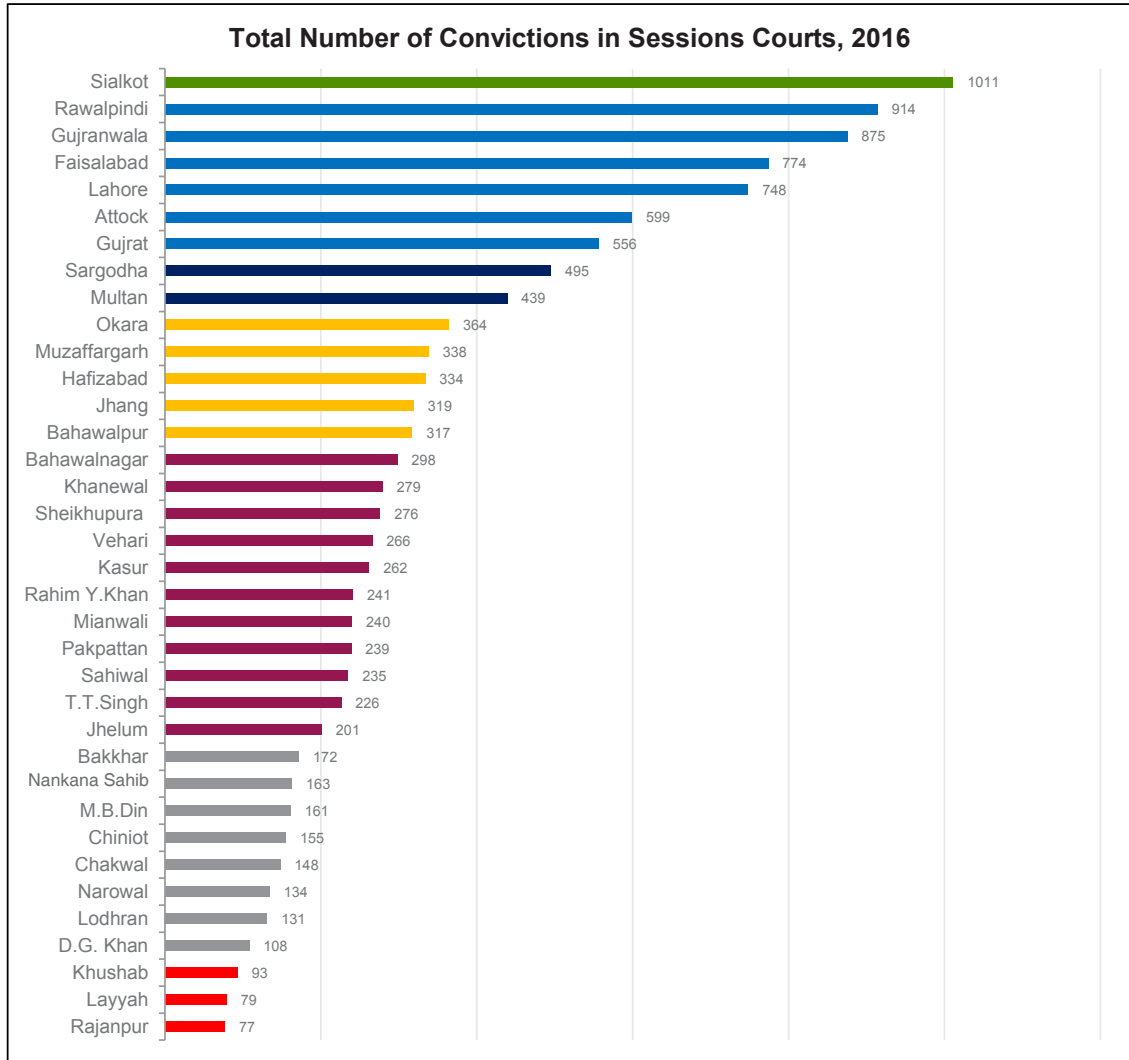
In the Sessions Court, the highest conviction rate was in Sialkot (78.37%). The lowest conviction rate was in Rajanpur (37.20%). The highest number of net conviction in Sessions Cases was obtained in Sialkot which was 1011.





The net number of convictions obtained in each district were as follows:





Outcomes in Special Courts

Data for special courts shows a conviction rate of 31.9% for anti-terrorism courts, 3.97% for Anti-Corruption Courts, 98.05% for Drug Courts and 26.03% for the Punjab Environmental Tribunal. Details are as follows:

Court	Number of courts	Cases in court on 1.1.2016	Cases filed during 2016	Cases decided in 2016	Total Convictions	Total Acquittals	Total Consigned to record
Anti-Terrorism Court	15	508	1397	647	206	441	334
Anti-Corruption Courts	8	3806	1990	1207	48	1159	599
Drug Courts	6	2136	3587	3036	2977	59	274
Livestock Tribunal	1	0	9	0	0	0	0
Environmental Protection Tribunal	1	948	0	676	176	348	152 disposed off (Compliance of EPO)
Child Protection Courts	1	18	05	16	05	07	03
Total			6,988		3,412		

4. Performance Management

4.1 Standards

The Prosecutor General issued a new Code of Conduct with the prior approval of the Government at the end of 2015. The new Code of Conduct prescribed a number of standards for prosecutorial decision making. These standards required prosecutors to take charge of their cases effectively and take prosecutorial decisions independently of police or the courts. Key excerpts of the Code of Conduct are as follows:

Para 5.2, The Full Code Test: ‘The Full Code Evidential test must be applied when the investigation is complete and no key evidence remains to be collected. The Public Interest test should be applied when a case clears the Full Code Evidential Test...’

Para 5.4, The Evidential Test: ‘That on an objective assessment of the evidence including the impact of any defense or any other information that the suspect has put forward or which he might rely upon, the Prosecutor comes to the conclusion that a magistrate or judge hearing a case is more likely than not to convict the accused on the charge. This is different test from the one that the criminal courts themselves apply, which is that the court must be sure beyond a shadow of doubt that the accused is guilty.’

Para 5.9, The Public Interest Test: ‘The test requires that in the assessment of the prosecutor public interest factors tending against the prosecution outweigh the factors tending in favor of it. All prosecutions are in the public interest unless there are factors in exercise that a prosecution may not be made.’

4.2 Ensuring Excellence

The Service maintains standards both through internal checks and controls and through external inspections conducted by the Monitoring Service. Non-compliance with instructions, internal standards and guidelines, and statutory requirements are identified and recorded during the investigation of complaints and the processing of appeals/revisions against court decisions. Corrective actions based upon the reports of the Monitoring Service are taken by the Prosecution Department.

The Monitoring Service issues its annual report separately which gives an independent view of compliance with prosecutorial standards. The two reports should therefore be read together.

4.3 Use of Information Technology

The CPS has been steadily introducing information technology over the past two years. The total number of laptops available to prosecutors at the end of 2016 were 213.

The Case Flow Management System tracks progress against 50+ indicators and records all key prosecutorial decisions in a case. The internally designed system can produce both individual and institutional progress reports. It is also capable of the electronic filing of cases in court. The CFMS is the most advanced case flow management system in the country.

The number of cases uploaded and live in the system by the end of 2016 were as follows:

Type of cases	Number of cases uploaded
Sessions Court cases	5024
Anti-Terrorism Court cases	1755
Drug Court cases	219
Anti-Corruption Court cases	3

5. Resources

5.1 Budget

The Budget of the CPS in 2015-2016 was Rs 1,251,293,000 (Rs 1251.293 million). Out of this amount Rs 1,192,616,000 (Rs 1192.616 million) was allocated for salary and Rs 58,677,000 (Rs 58.677 million) was allocated for non-salary expenses. Non-salary budget was 4.69% of the total budget.

5.2 Prosecutors

The CPS had 982 working prosecutors on 31.12.2016. The total number of working prosecutors and sanctioned posts is as follows:

Designation of Prosecutor	Sanctioned posts	Posts filled	Vacant posts
Prosecutor General	1	1	0
Additional Prosecutor General	18	7	11
District Public Prosecutor	53	25 ⁵	28
Deputy Prosecutor General	68	23	45
Deputy District Public Prosecutor	328	317 ⁶	11
Assistant District Public Prosecutor	796	612	184
Total	1264	985	279

5.3 Support staff

The CPS is supported by a number of non-prosecuting staff. This staff supports prosecutors in the performance of their professional functions. Detail of staff in 2016 was as follows:

⁵This figure includes 6 DPPs posted as APG under section 9 of the Civil Servants Act

⁶This figure includes 13 DDPPs posted as DPG under section 9 of the Civil Servants Act

Name of post	Sanctioned posts	Filled posts	Vacant posts
Director General	1	0	1
Director (BS 19)	1	0	1
Director (BS 18)	1	0	1
Deputy Director (BS 18)	2	0	2
Assistant Directors	3	1	2
Private Secretary	1	0	1
Superintendent	44	5	39
Senior Data Processor	1	1	0
Personal Assistant	35	19	16
Assistant	56	41	15
Stenographer	60	28	32
Data Entry Operator	2	2	0
Cashier	1	0	1
Accountant	1	0	1
Senior Clerk	105	0	105
Junior Clerk	966	935	31
Drivers	35	26	9
Dispatch Riders	5	5	0
<i>Naib Qasid</i>	925	914	11
Gardener	1	1	0
Guard	2	1	1
Sweeper	2	2	0
Total	2250	1983	266

5.4 Gender Distribution

CPS values the important role women play in the administration of criminal justice. In view of the support provided by CPS and Government the number of women in the Prosecution Service is one of the highest in the country. Thus on 31.12.2016 there were 123 female prosecutors out of a total of 985 working prosecutors in the CPS– DPP (01), DPG (01) DDPP (18) and ADPP (103).

5.5 Value for Money

Cost in terms of cases submitted in Court was Rs 3919.51 per case (Rs 1,251,293,000/312,259 (district courts) + 6,988 (special courts). Cost in terms of a conviction was Rs 15874.11 (Rs 1,251,293,000/75,414(district courts) + 3412 (special courts). The CPS therefore provides very good value for money.

5.6 Training

The Center for Professional Development of Public Prosecutors (CPD) undertakes training and skill development of prosecutors on behalf of the Government of Punjab. CPS prosecutors also receive a number of foreign trainings. Details of training received by CPS prosecutors in 2016 is as follows:

Training course/ program	Duration	Venue	Training provided by	Training funded by	Number of participants
Counter Terrorism Awareness	12 Weeks	CPD	British High Commission CAPRI	British High Commission CAPRI	12 (All DDPPs)
Case Review	3 Days	CPD	CPD	CPD	12 (All DDPPs)
Case Review	3 Days	CPD	CPD	CPD	14 (APG, DPG, DDPP, ADPP)
Case Flow Management System	2 Days	CPD	CPD	CPD	10(DDPP,ADPP)
Case Flow Management System	2 Days	CPD	CPD	CPD	10 (DDPP,ADPP)
Case Flow Management System	2 Days	CPD	CPD	CPD	10 (All ADPP)
Case Flow Management System	2 Days	CAPRI	CPD	CPD	10 (DDPP, ADPP)
Master Trainers Program	1 Week	CPD	CAPRI	CAPRI	16 (APG, DPG, DDPP, ADPP)
Case Flow Management System	1 Days	CPD	CPD	CPD	14 (DPP, ADPP)
Case Flow Management System	3 Days	CPD	CPD	CPD	14 (DDPP, ADPP)
Case Flow Management System	2 Days	CPD	CPD	CPD	13 (DPP, ADPP)

Training course/ program	Duration	Venue	Training provided by	Training funded by	Number of participants
Case Review	3 Days	CPD	CPD	CPD	23 (DPP, ADPP)
Mandatory Induction Training	26 Days (Four Weeks)	CPD	CPD	CPD	35 (ADPPs)
Expert Training on Financial & Performance Management of DPPs & DDPPs	2 Days	CPD	CPD	CPD	16 (DPP & DDPP)
Expert Training on Financial & Performance Management of DPPs & DDPPs	2 Days	CPD	CPD	CPD	18 (DPP & DDPP)
Pakistan Women Prosecutors US Study Tour	11 Days	United States of America	OPDAT	U.S DOJ	15 (DPG,DDPP, ADPP)
Trial Advocacy Skills Training Program	1 Week	Bangkok, Thailand	OPDAT	U.S DOJ	25 (DPG,DPP, DDPP, ADPP)
Trial Advocacy Skills Training Program	1 Week	Bangkok, Thailand	OPDAT	U.S DOJ	12 (DPG,DPP, DDPP, ADPP)
Specialization Course on International Law, International Cooperation in Penal Matters, Theoretical Tools and Practices	11 Days	Siracusa, Italy	ISISC	U.S DOJ	8 (APG,DDPP, ADPP)
Trial Advocacy Skills Training Program	1 Week	Bangkok, Thailand	OPDAT	U.S DOJ	6 (DDPP,ADPP)
Trial Advocacy Skills Training Program	1 Week	Bangkok, Thailand	OPDAT	U.S DOJ	24 (APG,DPG, DPP, DDPP, ADPP)

Note for 2015

In Annual Report 2015 information about acquittals due to compromise was not reported. The data for year 2015 showing acquittals on the basis of compromise is as follows:

District	Court Level	Total convictions	Total acquittals	Total acquittals Due to Compromise	Total consigned to record	Total trials disposed off	Total trials finally decided	Net Conviction Rate
Attock	Magistrate	667	786	217	298	1751	1453	53.96%
	Sessions	551	119	27	30	700	670	85.69%
	Total	1218	905	244	328	2123	2123	64.82%
Bahawalpur	Magistrate	533	911	364	3571	5015	1444	49.35%
	Sessions	192	232	53	122	546	424	51.75%
	Total	725	1143	417	3693	1868	1868	49.97%
Bahawalnagar	Magistrate	1731	1592	417	2532	5855	3323	59.57%
	Sessions	122	434	149	141	697	556	29.98%
	Total	1853	2026	566	2673	3879	3879	55.93%
Bhakkhar	Magistrate	1253	873	193	423	2549	2126	64.82%
	Sessions	268	88	44	8	364	356	85.90%
	Total	1521	961	237	431	2482	2482	67.75%
Chakwal	Magistrate	275	611	60	104	990	886	33.29%
	Sessions	119	67	12	20	206	186	68.39%
	Total	394	678	72	124	1072	1072	39.40%
Chiniot	Magistrate	880	734	17	907	2521	1614	55.10%
	Sessions	256	317	12	85	658	573	45.63%
	Total	1136	1051	29	992	2187	2187	52.64%
D.G.Khan	Magistrate	1453	1280	376	2384	5117	2733	61.65%
	Sessions	85	131	25	21	237	216	44.50%
	Total	1538	1411	401	2405	2949	2949	60.36%
Faisalabad	Magistrate	4242	2635	439	2900	9777	6877	65.89%
	Sessions	1134	411	27	185	1730	1545	74.70%
	Total	5376	3046	466	3085	8422	8422	67.57%
Gujranwala	Magistrate	8895	5007	655	1540	15442	13902	67.15%
	Sessions	793	353	110	216	1362	1146	76.54%
	Total	9688	5360	765	1756	15048	15048	67.83%
Gujrat	Magistrate	3983	1923	421	1717	7623	5906	72.62%
	Sessions	676	252	54	70	998	928	77.35%
	Total	4659	2175	475	1787	6834	6834	73.27%

District	Court Level	Total convictions	Total acquittals	Total acquittals Due to Compromise	Total consigned to record	Total trials disposed off	Total trials finally decided	Net Conviction Rate
Hafizabad	Magistrate	2145	315	126	162	2622	2460	91.90%
	Sessions	295	171	39	4	470	466	69.09%
	Total	2440	486	165	166	2926	2926	88.37%
Jhang	Magistrate	1388	1240	99	1698	4326	2628	54.88%
	Sessions	343	309	99	37	689	652	62.03%
	Total	1731	1549	198	1735	3280	3280	56.16%
Jhelum	Magistrate	841	719	361	166	1726	1560	70.14%
	Sessions	227	43	13	0	270	270	88.33%
	Total	1068	762	374	166	1830	1830	73.35%
Kasur	Magistrate	1131	755	124	3089	4975	1886	64.19%
	Sessions	379	295	29	49	723	674	58.76%
	Total	1510	1050	153	3132	2560	2560	62.73%
Khushab	Magistrate	683	710	278	374	1767	1393	61.26%
	Sessions	97	88	17	3	188	185	57.74%
	Total	780	798	295	377	1578	1578	60.80%
Khanewal	Magistrate	1061	1277	322	1227	3565	2338	52.63%
	Sessions	164	316	16	66	546	480	35.34%
	Total	1225	1593	338	1293	2818	2818	49.40%
Lahore	Magistrate	4796	9830	658	25131	39757	14626	34.34%
	Sessions	706	31	0	1669	2406	737	95.79%
	Total	5502	9861	658	26800	15363	15363	37.42%
Layyah	Magistrate	892	678	47	77	1647	1570	58.57%
	Sessions	156	124	69	2	282	280	73.93%
	Total	1048	802	116	79	1850	1850	60.44%
Lodhran	Magistrate	1447	1157	423	1840	4444	2604	66.35%
	Sessions	71	163	56	26	260	234	39.89%
	Total	1518	1320	479	1866	2838	2838	64.35%
M.B.Din	Magistrate	822	920	165	657	2399	1742	52.12%
	Sessions	159	153	13	2	314	312	53.18%
	Total	981	1073	178	659	2054	2054	52.29%
Multan	Magistrate	1540	1403	360	2744	5687	2943	59.62%
	Sessions	226	241	0	605	1072	467	48.39%
	Total	1766	1644	360	3349	3410	3410	57.90%
Muzaffargarh	Magistrate	983	1309	141	1141	3433	2292	45.70%
	Sessions	289	316	79	149	754	605	54.94%
	Total	1272	1625	220	1290	2897	2897	47.52%

District	Court Level	Total convictions	Total acquittals	Total acquittals Due to Compromise	Total consigned to record	Total trials disposed off	Total trials finally decided	Net Conviction Rate
Mianwali	Magistrate	1700	973	200	1140	3813	2673	68.74%
	Sessions	293	65	23	171	529	358	87.46%
	Total	1993	1038	223	11311	3031	3031	70.98%
Nankana Sahib	Magistrate	1296	798	129	1215	3309	2094	65.95%
	Sessions	254	197	6	139	590	451	57.08%
	Total	1550	995	135	1354	2545	2545	64.32%
Narowal	Magistrate	1068	758	194	46	1872	1826	65.44%
	Sessions	196	74	0	0	270	270	72.59%
	Total	1264	832	194	46	2096	2096	66.46%
Okara	Magistrate	752	1199	0	5078	7029	1951	38.54%
	Sessions	194	345	0	70	609	539	35.99%
	Total	946	1544	0	5148	2490	2490	37.99%
Pakpattan	Magistrate	508	594	140	914	2016	1102	52.81%
	Sessions	181	222	35	59	462	403	49.18%
	Total	689	816	175	973	1505	1505	51.80%
Rajanpur	Magistrate	1565	785	38	1813	4163	2350	67.69%
	Sessions	49	140	27	55	244	189	30.25%
	Total	1614	925	65	1868	2539	2539	65.24%
Rahim Y. Khan	Magistrate	1310	2184	268	4912	8406	3494	40.61%
	Sessions	212	292	211	248	752	504	72.35%
	Total	1522	2476	479	5160	3998	3998	43.25%
Rawalpindi	Magistrate	2025	2078	404	1826	5929	4103	54.74%
	Sessions	757	282	66	244	1283	1039	77.80%
	Total	2782	2360	470	2070	5142	5142	59.55%
Sialkot	Magistrate	2694	2153	853	2621	7468	4847	67.45%
	Sessions	773	281	73	69	1123	1054	78.80%
	Total	3467	2434	926	2690	5901	5901	69.69%
Sheikhupura	Magistrate	580	840	276	2745	4165	1420	50.70%
	Sessions	388	334	141	243	965	722	66.78%
	Total	968	1174	417	2988	2142	2142	56.12%
Sargodha	Magistrate	2683	682	203	1245	4610	3365	84.85%
	Sessions	538	297	256	204	1039	835	92.92%
	Total	3221	979	459	1449	4200	4200	86.10%
Sahiwal	Magistrate	1022	1829	173	4309	7160	2851	38.16%
	Sessions	293	294	39	121	708	587	53.47%
	Total	1315	2123	212	4430	3438	3438	40.76%

District	Court Level	Total convictions	Total acquittals	Total acquittals Due to Compromise	Total consigned to record	Total trials disposed off	Total trials finally decided	Net Conviction Rate
T.T. Singh	Magistrate	1799	743	344	17	2559	2542	81.85%
	Sessions	341	166	24	12	519	507	70.60%
	Total	2140	909	368	29	3049	3049	79.82%
Vehari	Magistrate	2351	1524	296	3755	7630	3875	65.69%
	Sessions	270	103	22	173	546	373	76.92%
	Total	2621	1627	318	3928	4248	4248	66.69%
Total	Magistrate	62994	53805	9781	86318	203117	116799	58.86%
	Sessions	12047	7746	1866	5318	25111	19793	67.20%
	Total	75041	61551	11647	91636	228228	136592	60.06%

Note: The cases of acquittals on the basis of compromise have been considered while calculating Conviction Rate in Annual Report for the year 2015. Conviction rate reported in Annual Report – 2015 was 54.93 %.

Net conviction rate for year 2015: 60.06%

Glossary of Terms

Case in Court	A trial in court
Case consigned to record	Cases no more tried by the Court due to absence of prosecution witnesses, or absconsion of accused. These cases can be theoretically recalled and tried
Cases finally decided	A trial which concludes in a conviction and/or acquittal
Net conviction rate	Cases resulting in convictions/total number of cases finally decided minus cases resulting in acquittal due to compromise
Total conviction rate	Cases resulting in convictions/Total number of cases finally decided
Trials disposed off	Cases decided or consigned to record by the Court

Abbreviations

ADPP	Assistant District Public Prosecutor
APG	Additional Prosecutor General
BHC	British High Commission
CAPRI	Counter Terrorism Associated Prosecutorial Reform Initiative
CPD	Center for Professional Development of Public Prosecutors
CPS	Punjab Criminal Prosecution Service
DDPP	Deputy District Public Prosecutor
DPG	Deputy Prosecutor General
DPP	District Public Prosecutor
ISISC	International Institute of Higher Studies in Criminal Sciences
OPDAT	Office of Prosecutorial Development and Training
USDOJ	US Department of Justice

PUNJAB CRIMINAL PROSECUTION SERVICE
Government of Punjab

📍 Kasuri Tower, 4-Fane Road, Lahore.

☎ +92 42 99211054-5 ✉ ps0.pgp@gmail.com 🌐 www.pg.punjab.gov.pk

