







## LIST OF ITEMS WITH SPECIFICATIONS

### FURNITURE & FIXTURE ITEMS





Sr. No	Specifications	Pictures	Qty
1	<p><b>Executive Table (PGP)</b> <b>Size: 2400 x 1040 x 760 mm.</b></p> <p>a. Complete structure made of solid seasoned Oak wood.</p> <p>b. Top frame made of solid Seasoned Oak Wood comprising outer support measuring 100x25 mm and two inner supports measuring 90x 25 mm, six light brown excellent quality leatherite panels affixed on high quality MDF and three lockable drawers with best quality channel. Wooden parts finished with light brown polish. As per photograph attached.</p>		01
2	<p><b>Side Rack:</b> <b>SIZE:</b> 1066 x508 x760 mm <b>Details:</b></p> <p>a. Complete structure made of solid seasoned Oak wood.</p> <p>b. Top frame made of solid Seasoned Oak wood comprising outer support measuring 75x25 mm and two light brown excellent quality leatherite panel affixed on high quality MDF and two lockable panels, one key board tray with best quality channel and one open section for files. Finished with light brown polish As per attached photograph.</p>		01




<p>3.</p>	<p><b>Back Credenza:</b>  <b>SIZE:</b> 2140 W x 520 D x 760 H mm  <b>Details:</b>  a. Complete structure made of solid seasoned Oak wood.  b. Top frame made of solid seasoned Oak Wood comprising outer support measuring 100x25 mm and two inner supports measuring 75x 25 mm, three light brown excellent quality leatherite panels and six lockable drawers with best quality channel and Two Lockable Panels. Finished with light brown polish. As per attached photograph.</p>		<p>01</p>
<p>4</p>	<p><b>Executive Chair.</b>  Structure made of solid seasoned Oak wood with <i>light</i> brown two tones polish. Seat and back with 1<sup>st</sup> quality foam covered with off-white cloth. As per attached photograph.</p>		<p>12</p>




5	<p><b>Executive Visitor Chair:</b>  Size L 580, W 540, H 830 mm  Structure made of solid seasoned Oak wood with light brown polish. Seat and back with 1<sup>st</sup> quality foam covered with light brown excellent quality leatherite. As per attached photograph.</p>		12
6	<p><b>Centre Table:</b>  <b>Size:</b> 1220x 620 x 458 mm complete structure made of solid seasoned Oak wood with light brown polish and 8 mm Brown Tinted Glass fixed at the top of table. As per attached photograph</p>		01
7	<p><b>Corner Table.</b>  Size: 620 x 620 x 458 mm complete structure made of solid seasoned Oak wood with light brown polish and 8 mm Brown Tinted Glass fixed at the top of table. As per attached photograph</p>		02
8	<p><b>THREE SEATER SOFA SET FOR PGP</b>  Sofa set (Three, Two and One seater) with arms, Inner structure is made of acacia wood. Seat and back with 1<sup>st</sup> quality foam covered with light brown excellent quality leatherite. As per attached photograph.</p>		01

9	<p><b>Executive Table Set With Rack</b></p> <p>a. <b>Size:</b> 2030 x 920 x 760 mm = 80"x 36"x 30".</p> <p>b. Complete structure including Comprising connecting strip measuring 100"x 20" mm made of solid seasoned Shisham wood.</p> <p>c. Top frame made of solid seasoned Shisham wood comprising outer support measuring 100x25 mm and two inner supports measuring 90x 25 mm, three light brown excellent quality leatherite panels affixed on high quality MDF and three lockable drawers. 8 mm safety glass with outside polish for top of the table Finished with N.C. lacquer. As per attached photograph.</p>		40
10	<p><b>Executive officer Side Rack.</b></p> <p>a. <b>Size:</b> 1066 x 508 x 760 mm</p> <p>b. Complete structure made of solid seasoned Shisham Wood.</p> <p>c. Top frame made of solid seasoned Shisham wood comprising outer support measuring 75x25 mm, two light brown excellent quality leatherite panels affixed on high quality MDF and with two lockable panels, one key board tray and one open section for files. Finished with N.C. lacquer. As per attached photograph.</p>		40
11	<p><b>Executive Revolving Chairs.</b></p> <p><b>Size</b> W:625 D:560 H:950 mm</p> <p>Structure made of solid seasoned shisham wood Seat and back with 1<sup>st</sup> quality foam covered with excellent quality green leatherite. Revolving, recycling, hydraulic liftsy stem with 320 mm five pronged wooden base with twin disc casters and 5 wheels. Wooden parts finished with N.C. lacquer. As per attached photograph.</p>		<u>40</u>




12	<p><b>Executive Office Visitor Chair:</b></p> <p><b>Size:-</b> W:625 D:560 H:950</p> <p>Structure made of solid shisham wood. Seat and back with 1st quality foam covered with excellent quality green leatherite. Wooden parts finished with N.C. lacquer. As per attached photograph.</p>		200
	<p><b>CENTRE TABLE</b></p> <p><b>Size:</b> 1220x 620 x 458 mm</p> <p>Complete structure made of solid seasoned Shisham Wood with and 8 mm brown tinted glass fixed at the top of table. Wooden parts finished with N.C. lacquer. As per attached photograph.</p>		40
13	<p><b>SOFA THREE SEATER.</b></p> <p>Three seater sofa set with arms, inner structure is made of acacia wood. Seat and back with 1<sup>st</sup> quality foam covered with leatherite covered with dark brown leatherite. As per attached photograph.</p>		40
14	<p><b>Table with Side Rack for officers:</b></p> <p><b>Size:</b> 1400x800x760 mm</p> <p>a. Complete structure including connecting strip measuring 100”x 20” mm made of solid seasoned Shisham wood as per attached photograph.</p> <p>b. Top frame made of solid Seasoned Shisham Wood and one green excellent quality leatherite panel with three lockable drawers. Finished with NC lacquer. 8 mm safety glass with outside polish for top of the table. As per attached photograph.</p>		250

<p>15</p>	<p><b>Side Rack For Officers:</b>  <b>Size: 1000 x 440x 760 mm.</b>  Over all structure made of solid seasoned Shisham Wood.  Top structure made of solid Seasoned Shisham wood with one lockable draw, one key board tray and one CPU Section. Two shelves for books. Finished with N.C. lacquer. As per attached photograph.</p>		<p>250</p>
<p>16</p>	<p><b>Officer Visiting Chair &amp; Conference Room Chair:</b>  <b>Size: L 500, W 560, H 910 mm</b>   Structure made of solid shisham wood. Seat and back with 1st quality foam covered with green excellent quality leatherite. Wooden parts finished with N.C. lacquer. As per attached photograph</p>		<p>700</p>
<p>17</p>	<p><b>Wooden Cupboard/Shelves for library.</b>  Size: 2100x900x330 mm.  Structure made of solid seasoned Shisham wood including side panels having six Shisham wood shelves with solid wood support with four lockable doors having structure of solid seasoned Shisham fitted with glass attached by 2D-Hinges, Back panel made of 1<sup>st</sup> class Laminated Board . Wooden parts polished with N.C. lacquer. As per attached photograph.</p>		<p>100</p>
<p>18</p>	<p><b>Wooden Cupboard/Shelves for Officers.</b>  Size: 2100x900x330 mm.  Structure made of solid seasoned Shisham wood including side panels having three Shisham wood horizontal shelves with solid wood support with two lockable glass fitted doors, two Shisham wood shelves with solid shisham wood support with two lockable doors, Back panel made of 1<sup>st</sup> class Laminated Board . Wooden parts polished with</p>		<p>50</p>

	<p>N.C. lacquer. As per attached photograph.</p>		
<p>19</p>	<p><b>OFFICE TABLE Staff:</b>  Size: 1200 x 600 x 760 mm (H).  Frame made of 25x25 mm (wall thickness 1.2 mm)  Mild steel square pipe, finished with silver powder coating. Top and side panels made of high-density lamination board. One side three drawers finished with N.C. lacquer. Top drawer lockable. As per attached photograph.</p>		<p>400</p>
<p>20</p>	<p><b>OFFICE CHAIR Staff:</b>  Size:- 530x 520x830 mm</p> <p>Structure made of solid seasoned shisham wood, finished with N.C. lacquer. Seat &amp; back webbing with N.D cane As per attached photograph.</p>		<p>400</p>
<p>21</p>	<p><b>COMPUTER TABLE</b>  <b>Size:</b> 1200 x 600 x 760 mm (H).  Frame made of 25x25 mm (wall thickness 1.2 mm)  Mild steel square pipe, finished with silver powder coating. Top and side panels made of high-density lamination board. One side drawer and one open box for CPU, other side sliding shelf for keyboard,</p>		<p>200</p>

	finished with N. C. lacquer.		
22	<p><b>Computer Chair Armless.</b>            Seat and back with 1<sup>st</sup> quality foam covered with green excellent quality leatherite. Revolving, recycling, hydraulic liftsy stem with 320 mm five pronged nylon base with twin disc casters and 5 wheels. As per attached photograph.</p>		100
23	<p><b>Conference Table.</b>  <b>Size:</b> 21' x 5' x 3' feet (Consists of three pieces) .            Structure of each piece made of sold seasoned Shisham wood. Top frame made of Solid Seasoned Shisham Wood comprising outer support measuring 100"x 25" mm and two inner support measuring 90"x 25" mm and three leatherite panels in each piece.</p>		02
24	<p><b>Executive Chair (Peera).</b>            Structure made of solid seasoned shisham wood. Seat and back with 1<sup>st</sup> quality foam covered with off-white cloth. Finished with N.C. lacquer. As per attached photograph.</p>		02
25	<p><b>Steel Almirah.</b>  <b>Size:</b> 36" x 18" x 72"            Made of mild steel sheet 22 Gauge with Four Shelves and two lockable flush doors. Finished with brown hammer paint. As per attached photograph</p>		200



<p>26</p>	<p><b>IRON ADJUSTABLE FILE RACK</b>  Size:- 1800 x 1680 x 455 mm  Steel Angle “A” 35.1 x “B” 35.1 x “C” 4.8 mm (shown in picture) or above adjustable with horizontal 5 shelves.  As per attached photograph.</p>		<p>103</p>
<p>27</p>	<p><b>COAT HANGER.</b>  Size:- L350 W270 H1500 MM  Details: Over all Structure made of solid seasoned shisham wood, all parts polished with prime quality dark brown polish and lacquer. The thickness of rod must be 2” with molding. The structure must be made with seasoned shisham wood. As per attached photograph.</p>		<p>65</p>
<p>28</p>	<p><b>INCUMBENCY BOARD.</b>  <b>Size:</b> L 915 x W 100 x H 1525  Details: Structure made of solid seasoned shisham wood, all parts polished with prime quality dark brown polish and lacquer. As per attached photograph.</p>		<p>40</p>

**NOTE.**

1. All pictures are only for reference.
2. It is necessary for contractor to approve sample from procurement agency.
3. Colour of polish is changeable at the desire of procurement agency.

## IT EQUIPMENTS

Sr. No	Name of Items	Quantity
1	<p><b>Desk Top COMPUTER Core i7</b>  <b>Brands:- Dell, HP, Lenovo or Equivalent</b>  <b>GENERAL MINIMUM SPECIFICATIONS</b>            Processor:- Intel ® 7th Generation Core TM i7-7700 GHz or Higher            Mother Board:- Intel Chipset            Memory:- 8 GB DDR-4 or higher            Hard Disk Driver:- Min 1-TB SATA with 7200 RPM or higher            Optical Driver:- CD+/-RW and 8xDVD RW 16xDVD R or higher, compatible with Microsoft Windows and Linux            Video / Display Card:- Integrated            Sound Card:- Integrated            Network Adapter:- Built-in 10/100/1000 base-T Gigabit Ethernet card (Microsoft Windows, Linux Supportive) Wake on Lan (WOL) support            LCD Display:- 18.5" LED Monitor, Low Radiation, 1024x768 Resolution supportive            Integrated I/O Interfaces:- Six USB Ports (4 USB 2.0, 2 USB 3.0), Two PCI slot, One PCIe Slot etc.            Wireless LAN:- Wireless 802.11 a/b/n or ac.            Mouse &amp; Key Board:- USB Wired Keyboard, 2-Button USB 2.0 Optical Mouse with Scroll  <b>(Minimum Specifications has been prescribed but latest model &amp; technology will be preferred)</b></p>	120

**LAPTOP COMPUTER CORE i7**

**Brands:- Dell, HP, Lenovo or Equivalent**

**GENERAL MINIMUM SPECIFICATIONS**

**Processor Type** 7th Generation Intel® Core™ i7-7500U Processor

**Processor Speed** 2.7 GHz base frequency, up to 3.5 GHz with Intel® Turbo Boost Technology, 4 MB cache, 2 cores

Installed RAM 4 GB, Type of memory DDR4-2133 SDRAM

Hard drive size 1 TB HDD, SATA, Hard drive speed 1 TB 5400 rpm SATA

Optical Drive, DVD Writer, Card Reader with 1 multi-format SD media card reader

Dedicated graphics with Graphics memory Intel® HD Graphics 620 + AMD

Radeon™ 530 Graphics (2 GB DDR3 dedicated), Switchable graphics

Type of graphics memory Dedicated

**Screen size** 15.6" HD SVA BrightView WLED-backlit

Screen surface 39.6 cm (15.6") diagonal HD SVA BrightView WLED-backlit (1366 x 768)

Screen resolution 1366x768, Dimensions (WxHxD) 38 x 25.38 x 2.38 cm, Numeric keyboard

Bluetooth® 4.2 Combo, LAN with Speed Integrated 10/100/1000 GbE LAN

Wireless/Wifi Intel® 802.11b/g/n/ac (1x1) Wi-Fi

USB Ports minimum three, Microphone input 1 headphone/microphone combo

Headphone output 1 headphone/microphone combo

HDMI with 01 outputs, **Battery life** Up to 11 hours and 45 minutes | Maximum

Battery Life Video Playback Up to 9 hours and 30 minutes.

**Battery type** 41 Wh Li-ion(User-replaceable battery)

**No of cells** minimum 4-cell, **Camera** with No. of effective pixels HP Webcam with integrated digital microphone

32/64-bit OS 64 Bit

**(Minimum Specifications has been prescribed but latest model & technology will be preferred)**

2

50

3	<p><b>HEAVY DUTY LASER JET PRINTER</b>  <b>Brands:- HP, Dell or Equivalent</b>  <b>GENERAL MINIMUM SPECIFICATIONS</b>  Duplex print options, Print speed1 Black (normal, A4): Up to 50 ppm; Black (normal, letter): Up to 52 ppm, First page out Black (A4, ready): As fast as 7.5 sec; Black (letter, ready): As fast as 7.5 sec, Print resolution Black (best): Up to 1200 x 1200 dpi; Black (normal): HP ImageREt 3600 (600 x 600 dpi)  Print technology Laser, Print resolution technologies (600 x 600 dpi), (1200 x 1200 dpi)  Standard connectivity Hi-Speed USB 2.0 ports (Host and Device); built-in Gigabit Ethernet 10/100/1000T network port; Hardware Integration  Pocket (HIP), Mobile printing capability e Print, Network ready Standard (built-in Gigabit Ethernet)  Supports: 10Base-T, 100Base-Tx, 1000Base-T; 802.3az (EEE) support on Fast Ethernet and Gigabit Ethernet; IPsec (standard)  Wireless capability Optional, enabled with purchase of a pending hardware accessory  Memory Standard: 512 MB; Maximum: 1.5 GB  Processor speed 1.2 GHz, Duty cycle (monthly) Up to 175,000 pages;  <b>Input</b> 100-sheet multipurpose tray (1)One, 500-sheet input tray (2) Two, Automatic duplexer for two-sided printing; Optional: 500-sheet input tray, Automatic duplexer for two-sided printing, 75-sheet envelope feeder  Minimum system requirements PC: Windows XP (SP3) all 32-bit editions (XP Home, XP Pro, etc.), Windows Vista all 32-</p>	45
4	<p><b>COLOUR LASER PRINTER</b>  <b>Brands:- HP Dell or Equivalent</b>  <b>GENERAL MINIMUM SPECIFICATIONS</b>  Print Speed Black : up to 21 ppm / Color : up to 21 ppm, Resolution 600 x 600 dpi, Duty Cycle up to 40,000 monthly, Duplex Printing,  Memory 128 MB or above, Processor Speed 600 MHz, Paper Handling Input tray 1 : 50-sheet multipurpose, Input tray 2 : 250-sheets, Output bin 1: 250-sheet,  Connectivity USB &amp; Ethernet, E Print, Wireless, Support:- Windows 10, Windows 7 (32-bit and 64-bit), Windows Vista (32-bit and 64-bit), Windows XP (32-bit) (SP2 or higher), Linux 9.4, 9.5  <b>(Minimum Specifications has been prescribed but latest model &amp; technology will be preferred)</b></p>	2
5	<p><b>WEB CAM HD</b>  <b>Brands:- LG or Equivalent</b>  <b>GENERAL MINIMUM SPECIFICATIONS</b>  HD Video calling (1280 X 720 pixels), 5 or up megapixels Camera, Skype Certified , Built-in Microphone, Effective Pixels, Video Output Format VGA, QVGA, QQVGA, Video and photo capture, face tracking, Motion detection  Connectivity  USB 2.0 , LED-LCD TV, Plasma TV  <b>(Minimum Specifications has been prescribed but latest model &amp; technology will</b></p>	40

	be preferred)	
6	<p><b>LIGHT DUTY SCANNER</b></p> <p><b>Brands:- Cannon, HP or Equivalent</b></p> <p><b>GENERAL MINIMUM SPECIFICATIONS</b></p> <p>Documents feeding: Flatbed, Document Size, A4 &amp; Legal, scanning Speed 20PPM or higher, scanning modes: B/W, Grey scale and Color @ 200dpi, Scanning Resolution: 1200x1200 dpi or higher, Other standard features along with USB cable. Drivers: Microsoft windows XP/2003/Vista/windows 07 and Red Hat Linux Supportive</p> <p><b>(Minimum Specifications has been prescribed but latest model &amp; technology will be preferred)</b></p>	34

# PLANT & MACHINERY

Sr. No	Name of Items	Quantity
1	<p><b>Photocopy Machine.</b>  <b>Brands:- CANNON, Toshiba or Equivalent</b>  <b>MINIMUM SPECIFICATIONS</b>            Digital copier / printer color scanner, Printing Copying Speed: 25 ppm, Printing Method: LED, Grey Scales : 256, Paper Feeder: 2x500 sheet 100 sheet Bypass, Display: LCD Partial Touch Display, Simultaneous            Function: Quad Access, Interfance: Standard: USB Option: Ethernet 10/100 Base T, Network protocol: TCP/IP Operation Systems: Window, RADF: 50 Sheets, Copy quantity: 1-999 FCOT (First copy output time): 5.6 seconds or better, Zoom ratio: 25-400% Resolution: 600x600 dpi, Copy functions: Electronically Sorting, Rotate Copy, Copy Reservation, Duplex Copy, Booklet Copy Combine Copy, Margin Shift, Card Copy, Remove Background.  <b>(Minimum Specifications has been prescribed but latest model &amp; technology will be preferred)</b></p>	43
2	<p><b>LED</b>  <b>Brands, Sony, Panasonic, Samsung or Equivalent</b>  <b>GENERAL MINIMUM SPECIFICATIONS</b>            Size:- 50”            Features, Full HD LED Display (1920x1080)            X-Reality PRO Picture Engine            Android TV: Google Play Store for apps, movies and music, Google Cast ready &amp; Voice Search, Netflix            Bright LED with vivid colour in a slim aluminum finish.  <b>(Minimum Specifications has been prescribed but latest model &amp; technology will be preferred)</b></p>	2
3	<p><b>LED,</b>  <b>Brands, Sony, Panasonic, Samsung or Equivalent</b>  <b>GENERAL MINIMUM SPECIFICATIONS</b>            Size 40”            Features, Full HD LED Display (1920x1080)            X-Reality PRO Picture Engine            Android TV: Google Play Store for apps, movies and music, Google Cast ready &amp; Voice Search, Netflix            Bright LED with vivid colour in a slim aluminum finish.  <b>(Minimum Specifications has been prescribed but latest model &amp; technology will be preferred)</b></p>	60
4	<p><b>Water dispenser.</b>  <b>Brands:- Kenwood, Homage, Orient or equivalent</b>  <b>GENERAL MINIMUM SPECIFICATIONS</b>            Water dispenser with 3 Taps.            Refrigerator Cabinet            Capacity: Cool Tank Storage = 3.5L            Hot Tank Storage = 1L  <b>(Minimum Specifications has been prescribed but latest model &amp; technology will be preferred)</b></p>	66

